UNITED STATES
SECURITIES AND EXCHANGE COMMISSION

Washington, D.C. 20549

FORM 10-K

(Mark One)

☒ **ANNUAL REPORT PURSUANT TO SECTION 13 OR 15(d) OF THE SECURITIES EXCHANGE ACT OF 1934**

For the fiscal year ended December 31, 2025

OR

☐ **TRANSITION REPORT PURSUANT TO SECTION 13 OR 15(d) OF THE SECURITIES EXCHANGE ACT OF 1934**

For the transition period from _____ to_____

001-32492
(Commission File Number)

LAZARD, INC.

(Exact name of registrant as specified in its charter)

Delaware	**98-0437848**
(State or Other Jurisdiction of Incorporation or Organization)	**(I.R.S. Employer Identification No.)**

30 Rockefeller Plaza
New York, NY 10112
(Address of principal executive offices)

Registrant's telephone number: (212) 632-6000

Securities Registered Pursuant to Section 12(b) of the Act:

Title of each class	Trading Symbol(s)	Name of each exchange on which registered
Common Stock	LAZ	New York Stock Exchange

Securities Registered Pursuant to Section 12(g) of the Act: None

Indicate by check mark if the Registrant is a well-known seasoned issuer, as defined in Rule 405 of the Securities Act. Yes ☒ No ☐

Indicate by check mark if the Registrant is not required to file reports pursuant to Section 13 or 15(d) of the Act. Yes ☐ No ☒

Indicate by check mark whether the Registrant (1) has filed all reports required to be filed by Section 13 or 15(d) of the Securities Exchange Act of 1934 during the preceding 12 months (or for such shorter period that the Registrant was required to file such reports), and (2) has been subject to such filing requirements for the past 90 days. Yes ☒ No ☐

Indicate by check mark whether the registrant has submitted electronically every Interactive Data File required to be submitted pursuant to Rule 405 of Regulation S-T (§232.405 of this chapter) during the preceding 12 months (or for such shorter period that the registrant was required to submit such files). Yes ☒ No ☐

Indicate by check mark whether the Registrant is a large accelerated filer, an accelerated filer, a non-accelerated filer, a smaller reporting company, or an emerging growth company. See the definitions of "large accelerated filer," "accelerated filer," "smaller reporting company," and "emerging growth company" in Rule 12b-2 of the Exchange Act.

Large accelerated filer	☒	Accelerated filer	☐
Non-accelerated filer	☐	Smaller reporting company	☐
		Emerging growth company	☐

If the Registrant is an emerging growth company, indicate by check mark if the Registrant has elected not to use the extended transition period for complying with any new or revised financial accounting standards provided pursuant to Section 13(a) of the Exchange Act. ☐

Indicate by check mark whether the registrant has filed a report on and attestation to its management's assessment of the effectiveness of its internal control over financial reporting under Section 404(b) of the Sarbanes-Oxley Act (15 U.S.C. 7262(b)) by the registered public accounting firm that prepared or issued its audit report. ☒

If securities are registered pursuant to Section 12(b) of the Act, indicate by check mark whether the financial statements of the registrant included in the filing reflect the correction of an error to previously issued financial statements. ☐

Indicate by check mark whether any of those error corrections are restatements that required a recovery analysis of incentive-based compensation received by any of the registrant's executive officers during the relevant recovery period pursuant to §240.10D-1(b). ☐

Indicate by check mark whether the Registrant is a shell company (as defined in Rule 12b-2 of the Exchange Act). Yes ☐ No ☒

The aggregate market value of the common stock held by non-affiliates of the Registrant as of June 30, 2025 was approximately $4,497,454,911.

As of January 30, 2026, there were 111,728,757 shares of the Registrant's common stock outstanding (including 17,820,877 shares held in treasury).

DOCUMENTS INCORPORATED BY REFERENCE

Portions of the Registrant's proxy statement for its 2026 annual meeting of shareholders are incorporated by reference in this Form 10-K in response to Part III Items 10, 11, 12, 13 and 14.

Auditor Firm Id: 34 Auditor Name: Deloitte & Touche LLP Auditor Location: New York, New York USA

LAZARD, INC.

ANNUAL REPORT ON FORM 10-K
FOR THE FISCAL YEAR ENDED DECEMBER 31, 2025

INDEX

Form 10-K Item Number		Page No.
PART I		
Item 1.	Business	1
	Executive Officers of the Registrant	11
Item 1A.	Risk Factors	14
Item 1B.	Unresolved Staff Comments	34
Item 1C.	Cybersecurity	34
Item 2.	Properties	36
Item 3.	Legal Proceedings	36
Item 4.	Mine Safety Disclosures	36
PART II		
Item 5.	Market for Registrant's Common Equity, Related Stockholder Matters and Issuer Purchases of Equity Securities	37
Item 6.	[Reserved]	38
Item 7.	Management's Discussion and Analysis of Financial Condition and Results of Operations	39
Item 7A.	Quantitative and Qualitative Disclosures About Market Risk	67
Item 8.	Financial Statements and Supplementary Data	68
Item 9.	Changes in and Disagreements with Accountants on Accounting and Financial Disclosure	132
Item 9A.	Controls and Procedures	132
Item 9B.	Other Information	132
Item 9C.	Disclosure Regarding Foreign Jurisdictions that Prevent Inspections	132
PART III		
Item 10.	Directors, Executive Officers and Corporate Governance	133
Item 11.	Executive Compensation	133
Item 12.	Security Ownership of Certain Beneficial Owners and Management and Related Stockholder Matters	133
Item 13.	Certain Relationships and Related Transactions, and Director Independence	134
Item 14.	Principal Accounting Fees and Services	134
PART IV		
Item 15.	Exhibits and Financial Statement Schedules	135
	Index to Financial Statements and Financial Statement Schedule Items 15(a)(1) and 15(a)(2)	F-1
SIGNATURES		II-1

Part I

On January 1, 2024, we completed our conversion (the "Conversion") from an exempted company incorporated under the laws of Bermuda named Lazard Ltd to a U.S. C-Corporation named Lazard, Inc., a company incorporated under the laws of the state of Delaware. Pursuant to the Conversion, each share of Lazard Ltd common stock was converted into one share of Lazard, Inc. common stock. This report includes the results of Lazard Ltd prior to the Conversion and Lazard, Inc. following the Conversion.

When we use the terms "Lazard", "we", "us", "our" and "the Company", we mean (i) Lazard, Inc. and its subsidiaries following the Conversion and (ii) Lazard Ltd and its subsidiaries prior to the Conversion. Lazard's subsidiaries include Lazard Group LLC, a Delaware limited liability company ("Lazard Group"), that is the current holding company for our businesses. Lazard's primary operating asset is its indirect ownership of all of the common membership interests in Lazard Group and its controlling interest in Lazard Group.

All references to common stock, or shares or per share amounts, prior to the Conversion refer to Class A common stock of Lazard Ltd. Unless otherwise noted, all references to common stock, or shares or per share amounts, following the Conversion refer to common stock of Lazard, Inc.

Item 1. Business

Founded in 1848, Lazard is a global financial advisory and asset management firm with operations in North and South America, Europe, the Middle East, Asia, and Australia. Lazard provides advice on mergers and acquisitions, capital markets and capital solutions, restructuring and liability management, geopolitics, and other strategic matters, as well as asset management and investment solutions to institutions, corporations, governments, partnerships, family offices, and high net worth individuals. We aim to deliver independent, differentiated advice and solutions grounded in contextual alpha—the broad insight and judgment needed to navigate macroeconomic, geopolitical, and other factors that we believe help leaders see beyond what the world sees today.

Principal Business Lines

We focus primarily on two business segments: Financial Advisory and Asset Management. We believe that the mix of our activities across business segments, geographic regions, industries and investment strategies helps to diversify and stabilize our revenue stream.

Financial Advisory

We advise leaders on their most important financial and strategic matters, serving as a trusted advisor whose mission is to ensure the best result for our clients. Our Financial Advisory business offers corporate, partnership, institutional, government, sovereign and individual clients across the globe a wide array of advisory services including mergers and acquisitions ("M&A") advisory, strategic capital solutions, shareholder advisory, sovereign advisory, geopolitical advisory, restructuring and liability management, capital raising and placement, and other strategic matters.

We continue to build our Financial Advisory business by fostering long-term relationships with existing and new clients as their independent advisor on strategic transactions and other matters. We seek to build and sustain long-term relationships with our clients rather than focusing simply on individual transactions, a practice that we believe enhances our access to senior management of major corporations and institutions around the world. We emphasize providing clients with senior-level focus during all phases of transaction analysis and execution.

While we strive to earn repeat business from our clients, we operate in a highly competitive environment in which there are no long-term contracted sources of revenue. Each revenue-generating engagement is separately negotiated and awarded. To develop new client relationships, and to develop new engagements from historical client relationships, we maintain an active dialogue with a large number of clients and potential clients, as well as with their financial and legal advisors, on an ongoing basis. We have gained a significant number of new clients through our business development initiatives. In addition, developing internal talent and the lateral recruiting of senior investment banking professionals are also core components of our growth strategy. At the same time, we lose clients each year as a result of the sale, merger or restructuring of a client, a change in a client's senior management, competition from other investment banks and other causes.

We earned $1 million or more from 346 clients for the year ended December 31, 2025. For the year ended December 31, 2025, the ten largest fee paying clients constituted approximately 17% of our Financial Advisory segment net revenue, with no client individually contributing more than 10% of segment net revenue.

We believe that we have been pioneers in offering international Financial Advisory services, with the establishment of our New York, Paris and London offices dating back to the nineteenth century. We maintain a major local presence in the United States (the "U.S."), the United Kingdom (the "U.K.") and France, with offices across the world as a part of our global network. For a full list of our current locations, visit www.lazard.com. References to our website in this Annual Report on Form 10-K (this "Form 10-K") are provided as a convenience and the information contained on, or available through, our website is not part of this or any other report we file with or furnish to the United States Securities and Exchange Commission ("the "SEC").

In addition to seeking business centered in the regions described above, we historically have focused in particular on advising clients with respect to cross-border transactions. We believe that we are particularly well known for our global reach and network alongside deep local knowledge. We also believe that this positioning affords us unique global insight into key industry, economic, governmental and regulatory issues and developments, which we can bring to bear on behalf of our clients.

Services Offered

We advise clients on a wide range of strategic and financial issues. When we advise clients on the potential acquisition of another company, business or certain assets, our services include evaluating potential acquisition targets, providing valuation analyses, evaluating and proposing financial and structural alternatives and rendering, advising on the geopolitical and regulatory landscape as it may affect a transaction, and if appropriate, delivering fairness opinions. We also may advise as to the timing, financing and pricing of a proposed acquisition and assist in negotiating and closing the acquisition.

When we advise clients that are contemplating the sale of businesses, assets or an entire company, our services include advising on the sale process, providing valuation analyses, assisting in preparing an information memorandum or other appropriate sale materials and rendering, if appropriate, fairness opinions. We also identify and contact selected qualified potential acquirors and assist in negotiating and closing the proposed sale. As appropriate, we also advise our clients regarding potential financial and strategic alternatives to a sale, including recapitalizations, spin-offs, carve-outs and split-offs. We frequently provide advice with respect to the structure, timing and pricing of these alternatives.

With respect to companies in financial distress, we provide services to the company, creditors or other interested parties, which may include reviewing and analyzing the business, operations, properties, financial condition and prospects of the company, evaluating debt capacity, assisting in the determination of an appropriate capital structure, assisting in structuring and effecting the financial aspects of amendments to debt documents or exchange offers or refinancings, evaluating financial and strategic alternatives and assisting and participating in negotiations with affected entities or groups. If appropriate, we may provide financial advice and assistance in developing and seeking approval of a restructuring or reorganization plan, which may include a plan of reorganization under Chapter 11 of the U.S. Bankruptcy Code or other similar court administered processes in non-U.S. jurisdictions. In such cases, we may assist in certain aspects of the implementation of such a plan, including advising and assisting in structuring and effecting the financial aspects of a sale or recapitalization, structuring new securities, other consideration or other inducements to be offered or issued, as well as assisting and participating in negotiations with affected entities or groups. In addition, we provide a holistic view on liability management, and we specialize in advising clients, both companies and creditors, on out-of-court restructurings, recapitalizations, and tender and exchange offers, among other solutions.

When we assist clients in connection with shareholder advisory and corporate preparedness matters, our services may include reviewing and analyzing the business, operations, properties, financial condition and prospects of the company, providing insights on the company's shareholders and advising on defense measures and strategic alternatives potentially available to the company. Our advice may relate to a broad range of matters including M&A and capital markets transactions and activist situations.

When we assist clients in connection with their capital structure, we typically review and analyze structural alternatives, assist in long-term capital planning and advise and assist with respect to rating agency discussions and relationships, among other things.

When we assist clients in raising private or public market financing or capital, our services may include assisting clients in connection with securing, refinancing or restructuring bank loans or other debt, securing venture capital and other financial investor funding, originating and executing, or participating in, public underwritings and private placements of securities, and originating and executing private placements of partnership and similar interests in alternative investment funds such as leveraged buyout, mezzanine or real estate focused funds and single or multi-asset continuation funds.

We are at the forefront of providing independent advice to governments and governmental agencies in connection with economic developments. Lazard's Sovereign Advisory Group has advised a number of countries and institutions with respect to sovereign debt and other financial matters.

Staffing

We staff each of our assignments with a team of quality professionals who have appropriate product, industry and geographic expertise. We pride ourselves on, and we believe we differentiate ourselves from our competitors by, being able to offer a high level of attention from senior personnel to our clients and organizing ourselves in such a way that managing directors who are responsible for securing and maintaining client relationships also actively participate in providing related advice and services. Our managing directors have significant experience, and many of them are able to use this experience to advise on M&A, financings, restructurings, capital structure, shareholder advisory and other transactions or financial matters, depending on our clients' needs. Many of our managing directors and senior employees come from senior leadership positions in corporations, government, law and strategic consulting, which we believe enhances our ability to offer sophisticated advice and customized solutions to our clients. As of December 31, 2025, our Financial Advisory segment had 216 managing directors and 1,358 other professionals and support staff.

Industries Served and Practice Areas

We seek to offer our services across most major industry groups, including, in many cases, sub-industry specialties. Managing directors and professionals in our M&A practice are organized to provide advice in the following major industry practice areas:

- consumer and retail;
- financial institutions;
- financial sponsors;
- health care and life sciences;
- industrials;
- media, entertainment and sports;
- power, energy and infrastructure;
- real estate;
- technology; and
- telecom and digital infrastructure.

These groups are managed locally in each relevant geographic region and are coordinated globally, which allows us to bring local industry-specific knowledge to bear on behalf of our clients on a global basis. We believe that this enhances the scope and the quality of the advice that we can offer, which improves our ability to market our capabilities to clients.

In addition to our M&A and Restructuring and Liability Management practices, we also maintain specialties in the following distinct practice areas within our Financial Advisory business:

- government and sovereign advisory;
- public and private debt and structured equity transactions, such as refinancing, acquisition financing, capital structure optimization, covenant relief and liability management, dividend recapitalization, rescue financing, liquidity enhancement, growth capital, infrastructure financing, project financing and debtor-in-possession financings;
- shareholder and corporate preparedness advisory;
- fundraising and arranging liquidity for third-party alternative investment funds;
- corporate finance and other services, including private placements, underwritten offerings related to our Financial Advisory business and transactions involving the exchange or issuance of securities; and
- geopolitical advisory.

We endeavor to coordinate the activities of the professionals in these areas with our M&A industry specialists in order to offer clients customized teams of cross-functional expertise spanning both industry and practice area expertise.

Strategy

Our focus in our Financial Advisory business is on:

- investing in our intellectual capital through hiring and development of senior professionals who we believe have strong client relationships and industry expertise;
- increasing our client engagement activities to further enhance our long-term relationships, and increasing our marketing efforts to develop new client relationships;
- increasing our connectivity to private capital;
- expanding the breadth and depth of our industry expertise and selectively adding or reinforcing practice areas, such as our Strategic Capital Solutions, Shareholder Advisory, Sovereign Advisory and Geopolitical Advisory groups;
- coordinating our industry specialty activities on a global basis and increasing the integration of our industry experts in M&A with our other professionals;
- selectively bolstering our existing presence in certain local markets;
- broadening our geographic presence by adding new offices where opportunities arise;
- investing in our technology infrastructure, AI and data science capabilities to enhance our business; and
- deploying our intellectual capital, strong client relationships and other assets to generate new revenue streams.

In addition to the investments made as part of this strategy, we believe that our Financial Advisory business may benefit from current external market factors, including:

- the demand for independent, sophisticated, customized financial advice;
- the large amount of undeployed committed capital in the global financial system, particularly with financial sponsors;
- financial sponsors' drive to monetize aging portfolio assets and raise new funds;
- a stable regulatory environment, especially in the U.S.;
- improved macroeconomic conditions, easing interest rates and stable economic outlook;
- increased CEO confidence ascertained through global client interactions, along with positive market sentiment; and
- strategic market and industry catalysts; including technology and generative AI, the biotech revolution, ongoing expansion in energy demand and efforts to derisk supply chains.

Going forward our strategic emphasis in our Financial Advisory business is to focus on investing in high caliber senior hires, alongside the continued development and retention of our talent to grow our business and drive our productivity. We expect to make hires that will strengthen our presence across sectors and geographies expanding our coverage efforts and gaining access to new markets. We expect the number of our managing directors to increase in the future as we grow revenues. We routinely reassess our strategic position and make adjustments accordingly to further enhance our competitive position.

Asset Management

Our Asset Management business offers a broad range of global investment solutions and investment and wealth management services in equity and fixed income strategies, asset allocation strategies, alternative investments and private equity funds to corporations, public funds, sovereign entities, endowments and foundations, labor funds, financial intermediaries and private wealth clients. Our goal in our Asset Management business is to produce superior risk-adjusted investment returns and provide customized investment solutions for our clients through the active management of their assets. Our investment teams construct and manage portfolios using various techniques and investment philosophies, including traditional fundamental research and analysis and quantitative tools.

Our top ten clients accounted for 24% of our total assets under management ("AUM") as of December 31, 2025, with no client individually contributing more than 10% of our Asset Management segment net revenue. Approximately 82% of our AUM as of December 31, 2025 was managed on behalf of institutional and intermediary clients, including corporations, labor unions, pension funds, insurance companies and banks, and through sub-advisory relationships, mutual

fund sponsors, broker-dealers and registered advisors, and approximately 18% of our AUM was managed on behalf of individual client relationships, which are principally with family offices and high net worth individuals.

The charts below illustrate the mix of our AUM as of December 31, 2025, measured by product platform and by office location.

AUM BY PLATFORM

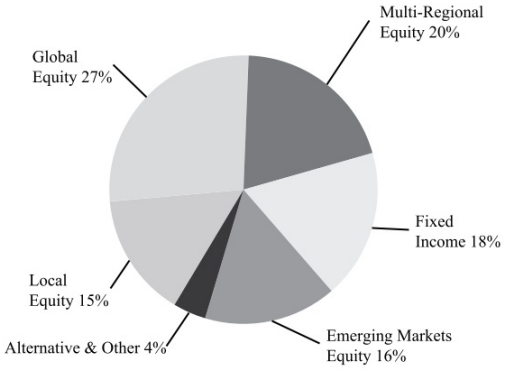

AUM BY OFFICE LOCATION

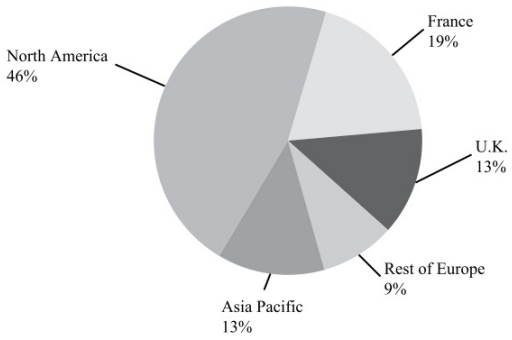

Our Asset Management business maintains offices in New York, Amsterdam, Bordeaux, Boston, Brussels, Chicago, Dubai, Dublin, Frankfurt, Geneva, Hamburg, Hong Kong, London, Luxembourg, Lyon, Madrid, Milan, Montreal, Nantes, Paris, Riyadh, San Francisco, Seoul, Singapore, Stockholm, Sydney, Tokyo, Toronto, Vienna and Zurich. These operations, with 124 managing directors and 1,160 other professionals and support staff as of December 31, 2025, provide our Asset Management business with both a global presence and a local identity.

Primary distinguishing features of these operations include:

- a global footprint with global research, global mandates and global clients;
- a broad-based team of investment professionals, including focused, in-house investment analysts across all products and platforms, many of whom have substantial industry or sector specific expertise; and
- world-wide brand recognition and multi-channel distribution capabilities.

Our Investment Philosophy, Process and Research

Our investment philosophy is generally based upon a fundamental security selection approach to investing. Across many of our products, we apply three key principles to investment portfolios:

- select securities, not markets;
- evaluate a company’s financial position, outlook, opportunities and risks, together with its valuation; and
- manage risk.

In searching for investment opportunities, many of our investment professionals follow an investment process that incorporates several interconnected components that may include:

- fundamental analysis;
- quantitative analysis;
- accounting analysis;
- security selection and portfolio construction;
- risk management;
- environmental, social and governance (“ESG”) factors; and
- client-specific guidelines.

In our Asset Management business, we conduct investment research on a global basis to develop market, industry and company-specific insights and evaluate investment opportunities. Many of our global equity analysts, located in our worldwide offices, are organized around global industry sectors.

Investment Strategies

Our Asset Management business provides equity, fixed income, cash management and alternative investment strategies to our clients, paying close attention to our clients' varying and expanding investment needs.

We also provide other asset management services to our clients, including asset allocation and other investment advisory services, as well as locally customized investment solutions. In many cases, we also offer both diversified and more concentrated versions of our products. These products are generally offered on a separate account basis, as well as through pooled vehicles.

Distribution. We distribute our products through a broad array of marketing channels on a global basis. Marketing, sales and client service efforts are organized through a global market delivery and service network, with distribution professionals located in cities including New York, Amsterdam, Bordeaux, Boston, Brussels, Chicago, Dubai, Frankfurt, Geneva, Hamburg, Hong Kong, London, Luxembourg, Lyon, Madrid, Milan, Montreal, Nantes, Paris, Riyadh, San Francisco, Seoul, Singapore, Sydney, Tokyo, Toronto, Vienna and Zurich. We have developed a well-established presence in the institutional asset management arena, managing assets for corporations, labor unions, sovereign wealth funds and public pension funds around the world. In addition, we manage assets for insurance companies, savings and trust banks, endowments, foundations and charities. We are a leading firm in managing mutual funds, sub-advisory funds and separately managed accounts for many of the world's largest broker-dealers, insurance companies, registered advisors and other financial intermediaries.

Strategy

Our strategic plan in our Asset Management business is to focus on delivering superior investment performance and client service. Investments and organizational changes made in the business, work done to scale and position our specialty products, and new vectors of growth such as wealth management and active exchange-traded fund ("ETFs") offerings position us to drive improved business results. Over the past several years, in an effort to strengthen and expand our Asset Management business, we have:

- focused on enhancing our investment performance;
- improved our investment management platform by adding a number of senior investment professionals, including portfolio managers and analysts;
- continued to strengthen our marketing and consultant relations capabilities, including by optimizing our distribution globally;
- expanded our product platform, including through sustainable strategies, quantitative equity strategies, thematically oriented strategies and the upcoming launch of actively managed ETFs;
- invested in our technology infrastructure and artificial intelligence capabilities to enhance our business; and
- continued to expand our geographic reach where opportunities arise.

We believe that our Asset Management business has long maintained an outstanding team of portfolio managers and global research analysts. We intend to maintain and supplement our intellectual capital to achieve our goals. We routinely reassess our strategic position and aim to add capabilities potentially through acquisitions or other transactions, including the opportunistic hiring of new employees, in order to further enhance our competitive position.

We engage in selected alternative investments and private equity activities. We have historically, and may in the future, invest our own capital alongside that of other investors, in connection with certain of our activities in managing alternative asset and private equity investment vehicles.

Human Capital

We believe that our people are our most important asset. Their talent, integrity and engagement have shaped our success in the past, and they are instrumental to our ability to achieve sustainable growth and deliver value for our shareholders in the future. We strive to cultivate a commercial and collegial culture that encourages innovative thinking, as our expertise and reputation for excellence starts with our talented employees around the world.

Our human capital efforts are overseen by our Board of Directors, with a focus on enhancing our workplace environment which, in turn, attracts a variety of perspectives and exceptional talent. Our Board of Directors formally established its Workplace and Culture Committee to assist and advise management on cultivating and reinforcing a workplace culture that helps attract, motivate and retain talented people; fosters productivity, professional and personal

development; values inclusion; and encourages its people to engage with each other and their communities. The Company has several areas of focus to support these objectives:

Attracting and Retaining Talent. We offer competitive compensation packages to recruit and retain exceptional talent. We offer a variety of employee benefits, including comprehensive health insurance coverage, flexible retirement and healthcare savings account plans, as well as family planning and support services, and a broad array of wellness programs. In addition, we believe that the equity-based portion of our compensation program fosters a greater sense of ownership among our senior employees and aligns their interests with those of our shareholders.

Talent Development. We seek to hire talented and motivated individuals and prioritize their continued education and training. The Company works to support the success and growth of its employees through a collaborative and dynamic 360-degree performance management and review cycle. Furthermore, through investments in technology, we have enhanced knowledge management and collaboration tools across our businesses.

Inclusion. We strive to cultivate a workforce comprised of people with different backgrounds and experiences, which we believe creates an environment that promotes new ideas and innovation and best serves the complex needs of our clients. Our approach towards fostering an inclusive workplace includes hosting ongoing learning and development programs and developing partnerships; supporting a variety of employee resource groups that build community across the firm; and encouraging personal responsibility and engagement with each other to broaden perspectives.

Personal Well-Being. The Company invests in the well-being of our employees by offering benefits intended to meet the varied and evolving needs of our diverse workforce across businesses and geographies. The Company addresses this through its Work to Wellness program, a global initiative that educates, motivates and empowers employees to maintain a healthy lifestyle in and out of the workplace. We offer a wide range of resources to support employees and their families' emotional and financial well-being. We have also made investments in technology that enable remote and hybrid working options.

Community. The Company encourages individuals to give back to their communities through volunteering and educational outreach. We promote community engagement through our Work for Good initiative, which supports employee initiatives to volunteer with a variety of local charities. Volunteering through our Work for Good program allows employees to make a positive impact in their communities and share experiences with their colleagues outside of the workplace. In addition to Work for Good, the Company encourages participation in, among others, the Lazard Foundation in the U.S. and Give as You Earn in the U.K., which host additional volunteer opportunities and charitable fundraising events.

Employees. As of December 31, 2025, we employed 3,309 full-time people. We operate through two business segments: our Financial Advisory business included 216 managing directors and 1,358 professionals and support staff, and our Asset Management business included 124 managing directors and 1,160 professionals and support staff. Our Corporate segment included 22 managing directors and 429 professionals and support staff. Generally, our employees are not subject to collective bargaining agreements, except that our employees in some offices, including France and Italy, are covered by national, industry-wide collective bargaining agreements. We believe that we have good relations with our employees.

Competition

The financial services industry, and all of the businesses in which we operate, are intensely competitive, and we expect them to remain so. Our competitors are other investment banking and financial advisory firms, broker-dealers, commercial and "universal" banks, insurance companies, traditional asset management firms, hedge fund management firms, alternative investment firms, private banks and other financial institutions. We compete with some of them globally and with others on a regional, product or niche basis. We compete on the basis of a number of factors, including industry and product expertise, innovative insights of our people, transaction execution skills, investment track record, quality of client service, individual and institutional client relationships, absence of conflicts, range and price of products and services, innovation, brand recognition and business reputation.

In Financial Advisory, while we believe our independent perspective and global footprint offer a uniquely competitive position, many of our competitors are large, consolidated financial institutions that have the ability to offer a wider range of products, including loans, insurance, foreign exchange, hedging, research, brokerage and underwriting services, which may enhance their competitive position. They also may have the ability to support clients with other financial services in an effort to gain market share, which could result in pricing pressure in our business or loss of opportunities for us. At the same time, demand for independent financial advice has created opportunities for a number of

boutique financial advisory firms. These boutique firms frequently compete, among other factors, on the basis of their independent financial advice, and their activities also could result in pricing and other competitive pressure in our businesses. In Asset Management, our competitors may offer financial products or services that we do not offer, such as low-cost passive or private investment vehicles. We compete based on the quality and breadth of our products and innovative solutions we offer, which are derived from our objectivity, differentiated insights and fundamental research orientation.

Competition is also intense in each of our businesses for the attraction and retention of qualified employees, and we compete, among other factors, on the level and nature of compensation and long-term incentives, workplace culture and opportunities for professional and personal development for our employees. Our ability to continue to compete effectively in our businesses will depend upon our ability to attract new employees and retain and motivate our existing employees, in each case, at appropriate compensation levels.

See Item 1A, "Risk Factors—The financial services industry, and all of the businesses in which we compete, are intensely competitive" below.

Regulation

Our businesses are subject to extensive regulation throughout the world. As a matter of public policy, regulatory bodies are generally charged with safeguarding the integrity of the securities and other financial markets and with protecting the interests of customers participating in those markets, not with protecting the interests of our stockholders or creditors. Many of our affiliates that participate in securities markets are subject to comprehensive regulations that include some form of minimum capital retention requirements and customer protection rules. In the U.S., certain of our subsidiaries are subject to such regulations promulgated by the SEC and/or the Financial Industry Regulatory Authority ("FINRA"). Standards, requirements and rules implemented throughout the European Union are broadly comparable in scope and purpose to the regulatory capital and customer protection requirements imposed under the SEC and FINRA rules. European Union directives also permit local regulation in each jurisdiction, including those in which we operate, to be more restrictive than the requirements of such European Union-wide directives. These local requirements can result in certain competitive disadvantages to us.

The SEC, FINRA and other U.S. and non-U.S. regulatory organizations may examine the activities of, and may expel, fine and otherwise discipline us and our employees. The laws, rules and regulations comprising this framework of regulation and the interpretation and enforcement of existing laws, rules and regulations are continually changing. The effect of any such changes cannot be predicted and may impact the manner of operation and profitability of our businesses.

Our principal U.S. broker-dealer subsidiary, Lazard Frères & Co. LLC ("LFNY"), through which we conduct all of our U.S. Financial Advisory business, is currently registered as a broker-dealer with the SEC and FINRA, and as a broker-dealer in all 50 U.S. states, the District of Columbia and Puerto Rico. As such, LFNY is subject to regulations governing most aspects of the securities business, including regulations regarding minimum capital retention requirements, record-keeping and reporting procedures, relationships with clients, experience and training requirements for certain employees and business procedures with firms that are not members of certain regulatory bodies. Lazard Asset Management Securities LLC ("LAM Securities"), a subsidiary of Lazard Asset Management LLC ("LAM LLC"), is registered as a limited-purpose broker-dealer with the SEC and FINRA and in all 50 U.S. states, the District of Columbia and Puerto Rico.

Our U.S. broker-dealer subsidiaries, including LFNY, are subject to the SEC's uniform net capital rule, Rule 15c3-1 under the Securities Exchange Act of 1934, as amended (the "Exchange Act"), and the net capital rules of FINRA. The uniform net capital rule sets the minimum level of net capital a broker-dealer must maintain and also requires that a portion of its assets be relatively liquid. FINRA may prohibit a member firm from expanding its business or paying cash dividends if it would result in net capital falling below FINRA's requirements. In addition, our broker-dealer subsidiaries are subject to certain notification requirements related to withdrawals of excess net capital. Our broker-dealer subsidiaries are also subject to regulations, including the USA PATRIOT Act of 2001, which impose obligations regarding the prevention and detection of money-laundering activities, including the establishment of customer due diligence and other compliance policies and procedures. Failure to comply with these requirements may result in monetary, regulatory and, in certain cases, criminal penalties.

Certain U.K. subsidiaries of Lazard Group, including Lazard & Co., Limited ("LCL"), Lazard Fund Managers Limited and Lazard Asset Management Limited, which we refer to in this Form 10-K as the "U.K. subsidiaries," are authorized and regulated by the Financial Conduct Authority (the "FCA"), and are subject to various rules and regulations

made by the FCA under the authorities conferred upon it by the Financial Services and Markets Act 2000, as amended by the Financial Services Act 2012.

Certain of our Asset Management subsidiaries are registered as investment advisors with the SEC. As a registered investment advisor, each is subject to the requirements of the Investment Advisers Act of 1940, as amended (the "Investment Advisers Act"), and the SEC's regulations thereunder. Such requirements relate to, among other things, the relationship between an advisor and its advisory clients, general anti-fraud prohibitions, and conflicts of interest. LAM LLC serves as an investment advisor to several U.S. mutual funds which are registered under the Investment Company Act of 1940, as amended (the "Investment Company Act"). The Investment Company Act regulates, among other things, the relationship between a mutual fund and its investment advisor (and other service providers) and prohibits or severely restricts principal transactions between an advisor and its advisory clients, imposes record-keeping and reporting requirements, disclosure requirements, limitations on trades, and limitations on affiliated transactions and joint transactions. LAM Securities serves as an underwriter or distributor for mutual funds and private funds managed by LAM LLC and its subsidiaries (collectively, "LAM"), and as an introducing broker to Pershing LLC for unmanaged accounts of certain of LAM LLC's private clients.

As a result of certain changes effected by the Dodd-Frank Wall Street Reform and Consumer Protection Act (the "Dodd-Frank Act") related to the regulation of over-the-counter swaps and other derivative instruments, LAM and certain of its subsidiaries have registered with the U.S. Commodity Futures Trading Commission (the "CFTC") and the National Futures Association (the "NFA"), and are subject to certain aspects of the U.S. Commodity Exchange Act and the regulations thereunder and to the rules of the NFA. The CFTC and the NFA have authority over the laws, rules and regulations related to commodities (including the over-the-counter swaps and derivatives markets), and regulate our relationship with clients who trade in these instruments. The U.S. Commodity Exchange Act and the regulations thereunder also impose additional record-keeping and reporting requirements and disclosure requirements on LAM and its subsidiaries.

Compagnie Financière Lazard Frères SAS ("CFLF"), our French subsidiary under which asset management and commercial banking activities are carried out in France, is subject to regulation by the Autorité de Contrôle Prudentiel et de Résolution ("ACPR") for its banking activities conducted through our Paris-based banking subsidiary, Lazard Frères Banque SA ("LFB"). The investment services activities of the Paris group, exercised through LFB and other subsidiaries of CFLF, primarily Lazard Frères Gestion SAS ("LFG"), also are subject to regulation and supervision by the Autorité des Marchés Financiers. In addition, pursuant to the consolidated supervision rules in the European Union, LFB, in particular, as a French credit institution, is required to be supervised by a regulatory body, either in the U.S. or in the European Union. LFB and certain other non-Financial Advisory subsidiaries of the Company in the European Union (referred to herein, on a combined basis, as the "combined European regulated group") is subject to consolidated supervision based on an agreement with the ACPR and under such rules is required to comply with minimum requirements for regulatory net capital. Additionally, the combined European regulated group, together with our Financial Advisory entities in the European Union, is required to perform an annual risk assessment and provide certain other information on a periodic basis.

In addition, the Central Bank of Ireland, the Japanese Ministry of Finance and Financial Services Agency, the Korean Financial Supervisory Commission, the Securities and Futures Commission of Hong Kong, the Monetary Authority of Singapore, the Australian Securities & Investments Commission, the Dubai Financial Services Authority, the Italian Companies and Stock Exchange Commission and the German Federal Financial Supervisory Authority, among others, regulate relevant operating subsidiaries of the Company and also have capital standards and other requirements broadly comparable to the rules of the SEC. Our business is also subject to regulation by other non-U.S. governmental and regulatory bodies and self-regulatory authorities in other countries in which we operate.

Regulators are empowered to conduct periodic examinations and initiate administrative proceedings that can result, among other things, in censure, fine, the issuance of cease-and-desist orders or the suspension or expulsion or other disciplining of a regulated entity or its directors, officers or employees.

We are also subject to various anti-bribery, anti-money laundering and counter-terrorist financing laws, rules and regulations in the jurisdictions in which we operate. The U.S. Foreign Corrupt Practices Act, for example, generally prohibits offering, promising or giving, or authorizing others to give, anything of value, either directly or indirectly, to a non-U.S. government official in order to influence official action or otherwise gain an unfair business advantage, such as to obtain or retain business. Similar rules and regulations exist in other jurisdictions in which we operate. In addition, we are required to comply with economic sanctions and embargo programs administered by the U.S. Treasury's Office of Foreign

Assets Control and by similar governmental agencies and other authorities worldwide. Violations of any of these laws, rules, regulations and programs can give rise to administrative, civil or criminal penalties.

The U.S. and other governments and institutions have taken actions, and may continue to take further actions, that affect the global financial markets. Such further actions could include expanding current or enacting new standards, requirements and rules that may be applicable to us and our subsidiaries. The effect of any such expanded or new standards, requirements and rules is uncertain and could have adverse consequences to our business and results of operations. See Item 1A, "Risk Factors—Other Business Risks—Extensive regulation of our businesses limits our activities and results in ongoing exposure to the potential for significant penalties, including fines or limitations on our ability to conduct our businesses".

Executive Officers of the Registrant

Set forth below are the name, age, present title, principal occupation and certain biographical information for each of our executive officers as of February 1, 2026, all of whom have been appointed by, and serve at the discretion of, our board of directors.

Peter Orszag, 57

Mr. Orszag became Chairman of the Board of Directors of Lazard, Inc. and Lazard Group effective January 2025 and Chief Executive Officer and a Director of Lazard, Inc. and Lazard Group in October 2023. He previously served as Chief Executive Officer of Financial Advisory from June 2019 until September 2023. Mr. Orszag joined Lazard in May 2016 as a Vice Chairman of Investment Banking from Citigroup, where he was Vice Chairman of Corporate and Investment Banking and Chairman of the Financial Strategy and Solutions Group from January 2011 to February 2016. He has had a distinguished career spanning finance, public policy, and academia. Mr. Orszag served as the Director of the Office of Management and Budget in the Obama Administration from January 2009 to July 2010, and was the Director of the Congressional Budget Office from January 2007 to December 2008. He also served in the Clinton Administration at the Council of Economic Advisers and as Special Assistant to the President for Economic Policy. Mr. Orszag is a member of the National Academy of Medicine and the Council on Foreign Relations, and he serves on the board of the Peterson Institute for International Economics and as a trustee of Mount Sinai Hospital.

Tracy Farr, 42

Mr. Farr became Chief Financial Officer of Lazard, Inc. effective February 1, 2026. Mr. Farr joined Lazard in 2013, and prior to his role as Chief Financial Officer, he served as Managing Director in the firm's Capital Structure Advisory group, with work spanning industries and geographies, from large public-company transactions to founder-led private clients. He also led the firm's separations practice and served as a member of its valuation and fairness opinion committees. Mr. Farr's background includes roles in consulting, forensic accounting, and internal audit. Before joining Lazard, he was a Certified Public Accountant and consultant at EY, and a researcher at the Financial Accounting Standards Board. He serves on Brigham Young University's Marriott School of Business National Advisory Council.

Christopher Hogbin, 51

Mr. Hogbin became Chief Executive Officer of Lazard's Asset Management business in December 2025. Prior to joining Lazard, Mr. Hogbin spent over 20 years at AllianceBernstein, where he most recently served as the Global Head of Investments, overseeing all public and private market investment activities. Earlier at AllianceBernstein, he was Head of Equities, guiding the growth and diversification of the firm's largest asset class. He also led the institutional sell-side research business in Europe and Asia, and as a senior analyst, was ranked #1 in his sector and named to Institutional Investor's All-Europe Research Team. Prior to joining AllianceBernstein in 2005, Mr. Hogbin worked as a strategy consultant for the Boston Consulting Group's financial services and consumer practices in London, San Francisco, and Shanghai. He is a dual citizen of the United States and the United Kingdom. He serves as a Trustee for The Public Theater and as President of The Caius Foundation.

Alexandra Soto, 57

Ms. Soto became Chief Operating Officer of Lazard, Inc. and Lazard Group in October 2023. She previously served as Group Executive, Human Capital and Workplace Innovation, of Lazard, Inc. and Lazard Group in June 2019. She became the Global Chief Operating Officer of Financial Advisory in July 2018 and has served as a Managing Director of Lazard since January 2001. Ms. Soto was previously Chief Operating Officer of Lazard Europe Financial Advisory from January 2006 to July 2018, and Chief Operating Officer of Lazard Paris Financial Advisory from October 2009 to August 2013. Prior to joining Lazard in June 1993, Ms. Soto worked for Morgan Stanley. She is a member of the Supervisory Board of Metro AG.

Christian A. Weideman, 50

Mr. Weideman became General Counsel of Lazard, Inc. and Lazard Group in October 2023. Prior to joining Lazard, Mr. Weideman was global General Counsel and a partner at Apollo Global Management, where he led and managed Apollo's legal, tax, and compliance team. Mr. Weideman also served in senior roles at the United States Department of the Treasury including as Deputy General Counsel and then Chief of Staff. Prior to the Department of

Treasury, Mr. Weideman served as Associate Counsel to the President at the White House and as a litigator at Williams & Connolly.

Where You Can Find Additional Information

Lazard files current, annual and quarterly reports, proxy statements and other information required by the Exchange Act with the SEC. The Company's SEC filings are available to the public from the SEC's internet site at *http://www.sec.gov.*

Our public website is *http://www.lazard.com* and the investor relations section thereof hosts our SEC filings. We will make available free of charge, on or through the investor relations section of our website, our annual reports on Form 10-K, quarterly reports on Form 10-Q, current reports on Form 8-K, proxy statements and Forms 3, 4 and 5 filed on behalf of directors and executive officers and any amendments to those reports filed or furnished pursuant to the Exchange Act as soon as reasonably practicable after we electronically file such material with, or furnish it to, the SEC. Also posted on our website, and available in print upon request of any Lazard shareholder to the Investor Relations Department, are charters for the Company's Audit Committee, Compensation Committee, Nominating & Governance Committee and Workplace and Culture Committee. Copies of our Corporate Governance Guidelines and Code of Business Conduct and Ethics governing our directors, officers and employees are also posted on the investor relations section of our website in the corporate governance subsection. References to our website in this Form 10-K are provided as a convenience and the information contained on, or available through, our website is not part of this or any other report we file with or furnish to the SEC.

ITEM 1A. RISK FACTORS

You should carefully consider the following risks and all of the other information set forth in this Form 10-K, including our consolidated financial statements and related notes. The following risks comprise the material risks of which we are aware. If any of the events or developments described below actually occurred, our business, financial condition or results of operations would likely suffer.

Risk Factors Summary

The following is a summary of certain material risks of which we are aware. You should carefully consider this summary, together with the more detailed description of each risk factor contained below.

- Difficult market conditions can adversely affect our business in many ways, including by reducing the volume or value of transactions involving our Financial Advisory business and reducing the value or performance of the assets we manage in our Asset Management business.
- Consequences of geopolitical conditions, military conflicts, wars and acts of terrorism could adversely affect our business, financial condition and results of operations.
- Fluctuations in foreign currency exchange rates have in the past, and could again in the future, reduce our stockholders' equity and net income or negatively impact the portfolios of our Asset Management clients and may affect the levels of our AUM.
- Our results of operations may be affected by fluctuations in the fair value of positions held in our investment portfolios.
- Our business, financial condition and results of operations could be materially adversely affected by pandemics.
- Our failure to deal appropriately with actual, potential or perceived conflicts of interest could damage our reputation and materially adversely affect our business.
- Due to the nature of our business, financial results could differ significantly from period to period, which may make it difficult for us to achieve steady earnings growth on a quarterly basis.
- Our ability to retain and attract managing directors and other key professional employees, including maintaining compensation levels at an appropriate level, is critical to the success of our business and failure to do so may materially adversely affect our results of operations and financial position.
- If we are unable to successfully identify, hire and retain productive individuals, we may not be able to implement our growth strategy successfully.
- The financial services industry, and all of the businesses in which we operate, are intensely competitive.
- A substantial portion of our revenue is derived from Financial Advisory fees, which are not long-term contracted sources of revenue and are subject to intense competition, and declines in our Financial Advisory engagements could have a material adverse effect on our business, financial condition and results of operations.
- If the number of debt defaults, bankruptcies or other factors affecting demand for our Restructuring services declines, our Restructuring revenue would suffer.
- Certain of our services are dependent on the availability of private capital for deployment in illiquid asset classes.
- Potential underwriting or deal manager activities or advisory roles on capital raises or exchange transactions may expose us to risk.
- Our investment style in our Asset Management business, including the mix of asset classes and investment strategies comprising our AUM, may underperform or generate less demand than other investment approaches, which may result in significant client or asset departures or a reduction in AUM.
- We could lose clients and suffer a decline in our Asset Management revenue and earnings if the investments we choose in our Asset Management business perform poorly, regardless of overall trends in the prices of securities.
- Because many of our Asset Management clients can remove the assets we manage on short notice, we may experience unexpected declines in revenue and profitability.

- Access to clients through intermediaries and consultants is important to our Asset Management business, and reductions in referrals from such intermediaries or consultants or poor reviews of our products or our organization by such intermediaries or consultants could materially reduce our revenue and impair our ability to attract new clients.
- Our Asset Management business relies on non-affiliated third-party service providers.
- Certain of our investments are in relatively high-risk, illiquid assets, and we may lose some or all of the principal amount of these investments or fail to realize any profits from these investments for a considerable period of time.
- We may pursue new business lines, acquisitions, dispositions, reorganizations, joint ventures, cooperation agreements or other strategic alternatives that may result in additional risks and uncertainties in our business and could present unforeseen obstacles or costs.
- An inability to access the debt and equity capital markets as a result of our debt obligations, credit ratings or other factors could impair our liquidity, increase our borrowing costs or otherwise adversely affect our financial position or results of operations.
- The soundness of third parties, including our clients, as well as financial, governmental and other institutions, could adversely affect us.
- We are subject to reputational risks that could harm our business.
- Our international operations are subject to certain risks, which may affect our revenue.
- Our use of AI and development, integration and reliance on related third-party technologies could adversely affect our business, financial condition, results of operations and reputation.
- Other operational risks may disrupt our businesses, result in regulatory action against us or limit our growth.
- Extensive regulation of our businesses limits our activities and results in ongoing exposure to the potential for significant penalties, including fines or limitations on our ability to conduct our businesses.
- The financial services industry faces substantial litigation and regulatory risks, and we may face damage to our professional reputation and legal liability if our services are not regarded as satisfactory or if conflicts of interest should arise.
- Employee misconduct, which is difficult to detect and deter, could harm us by impairing our ability to attract and retain clients and subjecting us to significant legal liability and reputational harm.
- A failure in or breach of our information systems or infrastructure, or those of third parties with which we do business, including as a result of cybersecurity incidents or threats, could disrupt our businesses, lead to reputational harm and legal liability or otherwise impact our ability to operate our business.
- Failure to maintain effective internal controls in accordance with Section 404 of the Sarbanes-Oxley Act could materially adversely affect our business.
- Changes in relevant tax laws or rates, changes in regulations, treaties or the interpretation of these items, or changes in the jurisdictional mix of our earnings could negatively impact our effective tax rate.
- Tax authorities may challenge our tax computations and transfer pricing methods and our application of related policies and methods.
- Anti-takeover provisions in our organizational documents and Delaware law could delay or prevent a change in control.
- Our subsidiaries may be required to make payments under the Amended and Restated Tax Receivable Agreement. The IRS may challenge the tax basis increases upon which payments are based and, under certain circumstances, our subsidiaries may have made or could make payments under the Amended and Restated Tax Receivable Agreement in excess of our subsidiaries' cash tax savings.
- Lazard, Inc. is a holding company and, accordingly, depends upon distributions from Lazard Group to pay dividends and taxes and other expenses.
- Lazard Group is a holding company and, accordingly, depends on its subsidiaries to make distributions to Lazard Group to enable it to service its obligations under its indebtedness.

Risks Related to Economic and Current Conditions Impacting Us and our Business

Difficult market conditions can adversely affect our business in many ways, including by reducing the volume or value of transactions involving our Financial Advisory business and reducing the value or performance of the assets we manage in our Asset Management business, which, in each case, could materially reduce our revenue or income and adversely affect our financial position.

As a financial services firm, our businesses are materially affected by conditions in the global financial markets and economic conditions throughout the world. Unfavorable economic and market conditions have in the past adversely affected and could again in the future adversely affect our financial performance in both the Financial Advisory and Asset Management businesses. The future market and economic climate may deteriorate because of many factors, such as a general slowing of economic growth globally or regionally, periods of disruption or volatility in securities markets, volatility and tightening of liquidity in credit markets, volatility or significant realignments in currency markets, an evolving regulatory environment (and the timing and nature of regulatory reform), increases in interest rates, supply chain disruptions, inflation, corporate or sovereign defaults, extreme weather events or natural disasters, pandemics, recession, terrorism, cyberthreats, or political uncertainty or instability.

For example, revenue generated by our Financial Advisory business is directly related to the volume and value of the transactions in which we are involved. During periods of unfavorable or uncertain market or economic conditions, the volume and value of M&A transactions may decrease, thereby reducing the demand for our Financial Advisory services and increasing price competition among financial services companies seeking such engagements. For example, changes, or proposed changes, to international trade and investment policies of the U.S. and other countries, such as new or increased tariffs, could negatively affect market activity levels. Our results of operations would be adversely affected by any such reduction in the volume or value of M&A transactions. In addition, our profitability would be adversely affected due to our fixed costs and the possibility that we may be unable to reduce our variable costs without reducing revenue or within a timeframe sufficient to offset any decreases in revenue relating to changes in market and economic conditions.

Our Asset Management business also would be expected to generate lower revenue in a market or general economic downturn. Under our Asset Management business's arrangements, asset management fees we receive typically are based on the market value of AUM. Accordingly, a decline in the prices of securities, or in specific geographic markets or sectors that constitute a significant portion of our AUM (*e.g.*, our emerging markets strategies), would be expected to cause our revenue and income to decline by causing:

- the value of our AUM to decrease, which would result in lower asset management fees;
- some of our clients to withdraw funds from our Asset Management business due to the uncertainty or volatility in the market, or in favor of investments they perceive as offering greater opportunity or lower risk, which would also result in lower asset management advisory fees;
- some of our clients or prospective clients to hesitate in allocating new assets to our Asset Management business due to the uncertainty or volatility in the market, which would also result in lower asset management fees; or
- negative absolute performance returns for some accounts that have performance-based incentive fees, which would result in a reduction of revenue from such fees.

Our AUM declines from time to time. If our Asset Management revenue declines without a commensurate reduction in our expenses, our net income would be reduced. In addition, in the event of a market or general economic downturn, our alternative investment and private equity practices also may be impacted by a difficult fund raising environment and reduced exit opportunities in which to realize the value of their investments. Fluctuations in foreign currency exchange rates may also affect the levels of our AUM and our asset management fees. See "Fluctuations in foreign currency exchange rates could reduce our stockholders' equity and net income or negatively impact the portfolios of our Asset Management clients and may affect the levels of our AUM" below.

Consequences of geopolitical conditions, military conflicts, wars and acts of terrorism could adversely affect our business, financial condition and results of operations.

Global financial markets and economic conditions have experienced, and may continue to experience, volatility and disruptions due to geopolitical conditions, military conflicts, wars and acts of terrorism globally, including as a result of the events themselves and the responses, such as the imposition of sanctions, by the U.S., the European Union and other countries. Geopolitical instability, conflicts and related sanctions that have been or may be imposed may have further global economic and other consequences, including reduced consumer confidence, decreased economic growth, increased inflation

and higher interest rates, each of which could adversely affect our performance in both our Financial Advisory and Asset Management businesses resulting from, among other things, decreased M&A activity and downward pressure on assets under management. In addition, businesses have seen, and expect to continue to see, increased risks of cyberattacks related to geopolitical and military conflicts, including in retaliation for sanctions imposed by the United States and other countries. Such impacts could intensify other risks to our businesses and industry described herein and could otherwise have an adverse effect on our business, financial condition and results of operations.

Fluctuations in foreign currency exchange rates have in the past, and could again in the future, reduce our stockholders' equity and net income or negatively impact the portfolios of our Asset Management clients and may affect the levels of our AUM.

We are exposed to fluctuations in foreign currencies, including through advisory fees paid to our Financial Advisory business and management fees paid to our Asset Management business. Our financial statements are denominated in U.S. Dollars and we received a portion of our consolidated net revenue in other currencies, predominantly in Euros and British Pounds. In addition, we pay a portion of our expenses in such other currencies. The exchange rates of these currencies versus the U.S. Dollar affect the carrying value of our assets and liabilities as well as our revenues, expenses and net income. We do not generally hedge such foreign currency exchange rate exposure arising in our subsidiaries outside of the U.S. Fluctuations in foreign currency exchange rates may also make period to period comparisons of our results of operations difficult.

Fluctuations in foreign currency exchange rates also can impact the portfolios of our Asset Management clients. Client portfolios are invested in securities across the globe, although most portfolios are funded in a single base currency. Foreign currency exchange rate fluctuations can adversely impact investment performance for a client's portfolio and also may affect the levels of our AUM. As our AUM include significant assets that are denominated in currencies other than U.S. Dollars, an increase in the value of the U.S. Dollar relative to non-U.S. currencies, with all other factors held constant, generally would result in a decrease in the dollar value of our AUM, which, in turn, would result in lower U.S. Dollar-denominated revenue in our Asset Management business. As of December 31, 2025, AUM with foreign currency exposure represented approximately 67% of our total AUM.

Our results of operations may be affected by fluctuations in the fair value of positions held in our investment portfolios.

We invest capital in various types of equity and debt securities in order to seed equity, debt and alternative investment funds and for general corporate purposes. Such investments are subject to market fluctuations due to changes in the market prices of securities, interest rates or other market factors, such as liquidity. While we may seek to hedge the market risk for some of these investments, an effective hedge may not be available and, if available, may not be fully effective. These investments are adjusted for accounting purposes to fair value at the end of each quarter, regardless of our intended holding period, with any related gains or losses reflected in our results of operations and therefore may increase the volatility of our earnings, even though such gains or losses may not be realized.

Our business, financial condition and results of operations could be materially adversely affected by pandemics.

Pandemics have affected, and may continue to affect, the global community and our business, financial condition and results of operations, by affecting the economies and markets in which we operate. For example, disruptions to, and volatility in, the global financial markets as a result of a pandemic may result in a decrease in the volume and value of M&A transactions, thereby reducing the demand for our Financial Advisory services and increasing price competition among financial services companies seeking such engagements. Those same market disruptions may result in a decrease in our AUM resulting in lower asset management fees for our Asset Management business, may affect our ability to effect transactions for our Asset Management clients and may negatively impact the liquidity of the assets held in our client portfolios. Furthermore, any such disruptions may affect our ability to incur debt or issue equity on acceptable terms, or at all, to fund our working capital requirements, refinance existing indebtedness or make acquisitions and other investments. Our efforts to mitigate the impact of pandemics may require significant investments of time and resources across our businesses. Furthermore, as many employees continue to perform all or a portion of their job functions remotely on a regular basis, there can be no assurance that our measures implemented to protect the confidentiality of our and our clients' confidential information will be adequate. Any unauthorized disclosure of such information could result in legal action, regulatory sanctions and reputational or financial harm.

Our failure to deal appropriately with actual, potential or perceived conflicts of interest could damage our reputation and materially adversely affect our business.

As we have expanded the scope of our businesses and client base, we increasingly confront actual, potential and perceived conflicts of interest relating to our Financial Advisory and Asset Management businesses. It is possible that actual, potential or perceived conflicts could give rise to client dissatisfaction, litigation or regulatory enforcement actions. Appropriately identifying and managing actual or perceived conflicts of interest is complex and difficult, and our reputation could be damaged if we fail, or appear to fail, to deal appropriately with one or more potential or actual conflicts of interest. Regulatory scrutiny of, or litigation in connection with, conflicts of interest would have a material adverse effect on our reputation which would materially adversely affect our business in a number of ways, including an inability to recruit additional professionals and a reluctance of potential clients and counterparties to do business with us. Additionally, client-imposed conflicts requirements could place additional limitations on us, for example, by limiting our ability to accept advisory engagements.

Policies, controls and procedures that we may be required to implement to address additional regulatory requirements, including as a result of additional foreign jurisdictions in which we operate, our underwriting activities, or to mitigate actual or potential conflicts of interest, may result in increased costs, including for additional personnel and infrastructure and information technology improvements, as well as limit our activities and reduce the benefit of positive synergies that we seek to cultivate across our businesses.

Risks Related to Our Business and Operations

Due to the nature of our business, financial results could differ significantly from period to period, which may make it difficult for us to achieve steady earnings growth on a quarterly basis.

We experience significant fluctuations in quarterly revenue and profits. These fluctuations generally can be attributed to the fact that we earn a substantial portion of our Financial Advisory revenue upon the successful completion of a transaction, a financing, or a restructuring, the timing of which is uncertain and is not subject to our control. As a result, our Financial Advisory business is highly dependent on market conditions and the decisions and actions of our clients, interested third parties and governmental authorities. For example, a client or counterparty could delay or terminate an acquisition transaction because of a failure to agree upon final terms, failure to obtain necessary regulatory consents or board of directors, acquirer's or stockholders' approval, failure to secure necessary financing, our client is outbid, adverse market conditions or because the seller's business is experiencing unexpected operating or financial problems. Anticipated bidders for assets of a client during a restructuring transaction may not materialize or our client may not be able to restructure its operations or indebtedness, for example, due to a failure to reach agreement with its principal creditors. In addition, a bankruptcy court may deny our right to collect a success or completion fee. In these circumstances, other than in engagements where we receive retainers, we often do not receive any advisory fees other than the reimbursement of certain expenses, despite the fact that we devote resources to these transactions. Accordingly, the failure of one or more transactions to close either as anticipated or at all could cause significant fluctuations in quarterly revenue and profits and could materially adversely affect our business, financial condition and results of operations. For more information, see "Management's Discussion and Analysis of Financial Condition and Results of Operations".

In addition, our Asset Management revenue is particularly sensitive to fluctuations in our AUM. Asset Management fees are predominantly based on the daily, monthly or quarterly AUM. As a result, a reduction in AUM at the end of a day, month or quarter (as a result of market depreciation, withdrawals, fluctuations in foreign currency exchange rates or otherwise) will result in a decrease in management fees. Similarly, the timing of flows, contributions and withdrawals are often out of our control and may be inconsistent from quarter to quarter. Incentive fees are driven by investment performance (either absolute performance or relative to an established benchmark), which is directly impacted by market movements, and may therefore fluctuate from period to period.

As a result of such fluctuations, it may be difficult for us to achieve steady revenue and earnings growth on a quarterly basis.

Our ability to retain and attract managing directors and other key professional employees, including maintaining compensation levels at an appropriate level, is critical to the success of our business and failure to do so may materially adversely affect our results of operations and financial position.

Our people are our most important asset. We must retain the services of our managing directors and other key professional employees, and strategically recruit and hire new talented employees, to obtain and successfully execute the Financial Advisory and Asset Management engagements that generate substantially all of our revenue.

In general, our industry continues to experience significant competitive pressures with respect to the retention of top talent, which makes it more difficult for us to retain professionals. Loss of key employees may occur due to perceived opportunity for promotion, compensation levels or composition of compensation, work environment, retirement or the pursuit of philanthropic, civic or similar service opportunities or other individual reasons, some of which may be beyond our control. If managing directors and other key professional employees were to retire, join an existing competitor, form a competing company or otherwise leave us, we could need to replace them, and some of our clients could eventually choose to use the services of that competitor or some other competitor instead of our services. In any such event, our financial advisory fees, asset management fees or AUM could decline. The employment arrangements, non-competition agreements and retention agreements we have or will enter into with our managing directors and other key professional employees may not sufficiently prevent our managing directors and other key professional employees from resigning from practice or competing against us. In addition, these arrangements and agreements may face enforceability challenges and have a limited duration and expire after a certain period of time. We continue to be subject to intense competition in the financial services industry regarding the recruitment and retention of key professionals, and have experienced both departures from and additions to our professional ranks as a result.

Furthermore, we seek to align the interests of our managing directors and other key professional employees with those of our shareholders by awarding deferred compensation in the form of equity, and any change in our ability to grant such awards, including as a result of a shareholder vote against any of our equity incentive plans, could have a negative impact on our ability to promote such alignment. Certain changes to our employee compensation arrangements may result in increased compensation and benefits expense. In addition, any changes to the mix of cash and deferred incentive compensation granted to our employees may affect certain financial measures applicable to our business, including ratios of compensation and benefits expense to revenue, and may result in the issuance of increased levels of common stock to our employees upon vesting of restricted stock units, restricted stock awards, profits interest participation rights ("PIPRs") or other equity-based awards in a particular year. Our compensation levels, results of operations and financial position may be significantly affected by many factors, including general economic and market conditions, our operating and financial performance, staffing levels and competitive pay conditions.

If we are unable to successfully identify, hire and retain productive individuals, we may not be able to implement our growth strategy successfully.

Our growth strategy is based, in part, on our ability to attract and retain highly skilled and profitable senior professionals across all of our businesses. Due to competition from other firms, we may face difficulties in, or increases in the cost of, recruiting and retaining professionals of a caliber consistent with our business strategy. In particular, many of our competitors may be able to offer more attractive compensation packages or broader career opportunities. Additionally, it may take more than one year for us to determine whether new advisory professionals will be profitable or effective, during which time we may incur significant expenses and expend significant time and resources on training, integration and business development aimed at developing this new talent. Further, we may not be able to retain our professionals, which could result in increased recruiting expenses or our recruiting professionals at higher compensation levels. Failure to retain other key professionals, including maintaining adequate compensation levels, may materially adversely affect our business.

The financial services industry, and all of the businesses in which we operate, are intensely competitive.

The financial services industry is intensely competitive, and we expect it to remain so. We compete on the basis of a number of factors, including the quality of our advice, our employees and transaction execution, the range and price of our products and services, our innovation and our reputation. We have experienced intense fee competition in some of our businesses in recent years, and we believe that we may experience pricing pressures in these and other areas in the future as some of our competitors seek to obtain increased market share by reducing fees. A number of factors increase the competitive risks of our Financial Advisory and Asset Management businesses:

- there are relatively few barriers to entry impeding the launch of new asset management and financial advisory firms, including a relatively low cost of entering these businesses, and the successful efforts of new entrants, including major banks and other financial institutions, into our lines of business have resulted in increased competition;
- our Financial Advisory business competes against bulge-bracket institutions, who have a large range of product and services to offer clients;
- other industry participants will from time to time seek to recruit our employees away from us in order to compete in our lines of business; and
- certain of our practices and products are newly established and relatively small.

In addition, many of our competitors have the ability to offer a wide range of products, from loans, deposit-taking and insurance to brokerage, asset management and investment banking services, including products and services which we do not currently offer, which may enhance their competitive position. They may also have the ability to support investment banking, including financial advisory services, with commercial banking, insurance and other financial services in an effort to gain market share, which could result in pricing pressure in our businesses.

Competitive pressure could adversely affect our ability to attract new or retain existing clients, make successful investments, retain our people or maintain AUM, any of which would adversely affect our results of operations and financial condition.

A substantial portion of our revenue is derived from Financial Advisory fees, which are not long-term contracted sources of revenue and are subject to intense competition, and declines in our Financial Advisory engagements could have a material adverse effect on our business, financial condition and results of operations.

We historically have earned a substantial portion of our revenue from advisory fees paid to us by our Financial Advisory clients, which usually are payable upon the successful completion of a particular transaction or restructuring. For example, for the year ended December 31, 2025, Financial Advisory services accounted for approximately 59% of our consolidated net revenue. We expect that we will continue to rely on Financial Advisory fees for a substantial portion of our revenue for the foreseeable future, and a decline in our Financial Advisory engagements or the market for financial advisory services would adversely affect our business, financial condition and results of operations.

In addition, we operate in a highly competitive environment where there are typically no long-term contracted sources of revenue. Each revenue-generating engagement typically is separately awarded and negotiated. Furthermore, many businesses do not routinely engage in transactions requiring our services, and as a consequence, our fee paying engagements with many clients are not likely to be predictable. We may also lose clients from time-to-time as a result of, among other reasons, the sale, merger or restructuring of a client, a change in a client's senior management or competition from other financial advisors and financial institutions. As a result, our engagements with clients are constantly changing, and our Financial Advisory fees could decline quickly due to the factors discussed above.

If the number of debt defaults, bankruptcies or other factors affecting demand for our Restructuring services declines, our Restructuring revenue would suffer.

We provide various restructuring and restructuring-related advice to companies in financial distress or to their creditors or other stakeholders. Historically, the fees from restructuring-related services have been a significant part of our Financial Advisory revenue. A number of factors could affect demand for these advisory services, including general economic conditions, the availability and cost of debt and equity financing and changes to laws, rules and regulations, including those that protect creditors, and the deregulation or privatization of particular industries. In such periods, our revenues from restructuring services may decline.

Certain of our services are dependent on the availability of private capital for deployment in illiquid asset classes.

We provide private fund advisory and fundraising services for alternative investment strategies, including private equity and real estate. Additionally, we may provide financial advice in connection with private placements for private companies. Our ability to find suitable engagements and earn fees in these businesses depends on the availability of private and public capital for investments in illiquid assets. The availability of such capital depends on a number of factors, including many that are outside our control, such as the general macroeconomic environment, changes in the weight investors give to alternative asset investments as part of their overall investment portfolio among asset classes, and market liquidity and volatility. Further, certain investors, such as public pension plans, may have policies prohibiting the use of placement agents by fund sponsors or managers in connection with a limited partner's investment. To the extent private and public capital focused on illiquid investment opportunities is limited by the foregoing or other circumstances, our fees generated by these services and, therefore, our results, may be adversely affected.

Potential underwriting or deal manager activities or advisory roles on capital raises or exchange transactions may expose us to risk.

As part of our Financial Advisory business, we sometimes act as an underwriter in public offerings and other distributions of securities or as a financial advisor in connection with a capital raise. While not an ordinary part of our business, if we act as an underwriter, we may incur losses and be subject to reputational harm to the extent that, for any reason, the underwriting syndicate in any given transaction is unable to sell the relevant securities at the anticipated price

levels. Similarly, we may incur losses and be subject to reputational harm to the extent that, for any reason, we are unable to assist a client in raising capital at anticipated price levels when we act as financial advisor. In addition, if we act as an underwriter, deal manager or financial advisor, we may also be subject to liability for material misstatements or omissions in prospectuses and other offering documents relating to the applicable transactions. In such cases, any indemnification provisions in the applicable underwriting, deal manager or financial advisory agreement may not be available to us or may not be sufficient to protect us against losses arising from such liability. Operational risk in connection with any offering or capital raise we participate in could arise in the form of errors, deficiencies or noncompliance and also could expose us to risk. We seek to manage the risks associated with underwriting, deal manager and financial advisory activities through screening, internal review and diligence, but such efforts may not be effective in all cases.

Our investment style in our Asset Management business, including the mix of asset classes and investment strategies comprising our AUM, may underperform or generate less demand than other investment approaches, which may result in significant client or asset departures or a reduction in AUM.

Even when securities prices are rising generally, performance can be affected by investment style and mix of asset classes. For example, many of the equity investment strategies in our Asset Management business share a common investment orientation towards relative value or quality investing. We believe these styles tend to outperform the market in some market environments and underperform it in others. In particular, a prolonged growth environment, as we have seen over the last several years, may cause some of our investment strategies to go out of favor with some clients, advisors, consultants or third-party intermediaries. In addition, all of our investment strategies are actively managed strategies which seek to outperform relative to a benchmark or generate an absolute return. Management fees for actively managed strategies tend to be higher than those charged for passively managed strategies. The perception that actively managed strategies have, on average, underperformed relative to passively managed strategies over time, combined with greater pressure on clients to acquire asset management services at lower costs, has contributed to increased trends toward passively managed investment strategies. This, in turn, may adversely affect demand for our strategies or result in fee pressure on our business overall. In combination with poor performance relative to peers, changes in personnel, challenging market environments or other difficulties, the underperformance of our investment style may result in significant client or asset departures or a reduction in AUM.

We could lose clients and suffer a decline in our Asset Management revenue and earnings if the investments we choose in our Asset Management business perform poorly, regardless of overall trends in the prices of securities.

Investment performance affects our AUM relating to existing clients and is one of the most important factors in retaining clients and competing for new Asset Management business. Poor investment performance could impair our revenue and growth because:

- existing clients might withdraw funds from our Asset Management business in favor of better performing products, which would result in lower asset management fees;
- our incentive fees, which provide us with a set percentage of returns on some alternative investment and private equity funds and other accounts, would decline;
- third-party financial intermediaries, rating services, advisors or consultants may rate our products poorly, which may result in client withdrawals and reduced asset flows; or
- firms with which we have strategic alliances may terminate such relationships with us, and future strategic alliances may be unavailable.

Over certain time periods, we may have a higher concentration of assets in certain strategies. To the extent that this is the case, changes in investment personnel or other changes in these strategies may result in significant withdrawals of assets and related declines in our revenues and operating results.

Because many of our Asset Management clients can remove the assets we manage on short notice, we may experience unexpected declines in revenue and profitability.

Our investment advisory contracts are generally terminable upon very short notice. Institutional and individual clients, and firms with which we have strategic alliances, can terminate their relationship with us, reduce the aggregate amount of AUM or shift their funds to other types of accounts with different rate structures or to other asset management firms for a number of reasons, including investment performance relative to the market, prior years or other asset management firms, departures from or changes to the teams that manage our investment products, changes in prevailing interest rates and financial market performance or for no stated reason. In addition, the ability to terminate relationships may allow clients to renegotiate reduced fees paid for asset management services.

In addition, in the U.S., as required by the Investment Company Act, each of our investment advisory contracts with the mutual funds we advise or sub-advise automatically terminates upon its "assignment." Each of our other investment advisory contracts subject to the provisions of the Investment Advisers Act provide, as required by the Investment Advisers Act, that the contract may not be "assigned" without the consent of the customer. A sale of a sufficiently large block of shares of our voting securities or other transactions could be deemed an "assignment" in certain circumstances. An assignment, actual or constructive, would trigger these termination provisions and could adversely affect our ability to continue managing client accounts.

Access to clients through intermediaries and consultants is important to our Asset Management business, and reductions in referrals from such intermediaries or consultants or poor reviews of our products or our organization by such intermediaries or consultants could materially reduce our revenue and impair our ability to attract new clients.

Our ability to market our Asset Management services relies in part on receiving mandates from the client base of national and regional securities firms, banks, insurance companies, defined contribution plan administrators, investment consultants and other intermediaries. To an increasing extent, our Asset Management business uses referrals from accountants, lawyers, financial planners and other professional advisors. The inability to have this access could materially adversely affect our Asset Management business. In addition, many of these intermediaries and consultants review and evaluate our products and our organization. Poor reviews or evaluations of either the particular product or of us may result in client withdrawals or an inability to attract new clients through such intermediaries or consultants.

Our Asset Management business relies on non-affiliated third-party service providers.

Our Asset Management business has entered into service agreements with third-party service providers for client order management and the execution and settlement of client securities transactions. This business faces the risk of operational failure of any of our clearing agents, the exchanges, clearing houses or other intermediaries we use to facilitate our securities transactions. We oversee and manage these relationships. Poor oversight and control or inferior performance or service on the part of the service provider could result in our loss of customers and violations of applicable rules and regulations. Any such failure could also adversely affect our ability to effect transactions and to manage our exposure to risk, and thereby adversely affect our results of operations.

Certain of our investments are in relatively high-risk, illiquid assets, and we may lose some or all of the principal amount of these investments or fail to realize any profits from these investments for a considerable period of time.

We have made, and in the future may make, principal investments in public or private companies or in alternative investments (including private equity funds) established by us, and we continue to hold principal investments directly or through funds managed by certain affiliates of Lazard, as well as third parties. Making principal investments is risky, and we may lose some or all of the principal amount of our investments. Certain of these types of investments may be in relatively high-risk, illiquid assets. Because it may take several years before attractive alternative investment opportunities are identified, some or all of the capital committed by us to these funds is likely to be invested in government securities, other short-term, highly-rated debt securities and money market funds that traditionally have offered investors relatively lower returns. In addition, these investments are adjusted for accounting purposes to fair value at the end of each quarter, and any related gains or losses would affect our results of operations and could increase the volatility of our earnings, even though such fair value fluctuations may have no cash impact. It takes a substantial period of time to identify attractive alternative investment opportunities, to raise all the funds needed to make an investment and then to realize the cash value of an investment through resale. Even if an alternative investment proves to be profitable, it may be several years or longer before any profits can be realized in cash or other proceeds.

Our revenue from our private equity business is derived in part from management fees, which are calculated as a percentage of committed capital or invested capital depending on the stage of each respective fund. Transaction and advisory fees are also earned. Incentive fees are earned if investments are profitable over a specified threshold. Our ability to form new alternative investment funds is subject to a number of uncertainties, including past performance of our funds, market or economic conditions, competition from other fund managers and the ability to negotiate terms with major investors.

We may pursue new business lines, acquisitions, dispositions, reorganizations, joint ventures, cooperation agreements or other strategic alternatives that may result in additional risks and uncertainties in our business and could present unforeseen obstacles or costs.

We routinely assess our strategic position and may in the future pursue new business lines, seek acquisitions, or evaluate other strategic alternatives to further enhance our competitive position. We have in the past pursued joint ventures and other transactions aimed at expanding the geography and scope of our operations. We expect to continue to explore new business lines, acquisitions, growth strategies and partnership or strategic alliance opportunities that we believe to be attractive. We may also evaluate strategic alternatives to restructure our business, including dispositions and reorganizations that we believe enhance shareholder value.

Any of these strategic actions involve a number of risks and present financial, managerial and operational challenges. These risks and challenges include potential disruption of our ongoing business and distraction of management, difficulty integrating personnel and financial and other systems, difficulty hiring additional management and other critical personnel and other challenges arising from the changes in scope, geographic diversity and complexity of our operations.

To the extent that we pursue business opportunities outside of the U.S. and our other principal business locations, including through acquisitions, dispositions, reorganizations, joint ventures or other strategic alternatives, we may become subject to political, economic, legal, operational, regulatory and other risks that are inherent in operating in a foreign country, including risks of potential price, capital and currency exchange controls, licensing requirements and other regulatory restrictions, as well as the risk of hostile actions against or affecting our business or people. As a result, any impact to our ability to remain in compliance with local laws in a particular foreign jurisdiction could adversely affect our businesses and our reputation.

In addition, our clients and other stakeholders may react unfavorably to our acquisition, disposition, reorganization, growth and joint venture strategies, new business lines, or other strategic alternatives, or we may not realize any anticipated benefits from such actions; we may be exposed to additional liabilities of any new business line, acquired business or joint venture; we may be exposed to litigation in connection with a new business line, acquisition, disposition, reorganization, growth or joint venture transaction; and we may not be able to renew on similar terms (or at all) previously successful joint ventures or similar arrangements, any of which could materially adversely affect our business, financial position and results of operations.

An inability to access the debt and equity capital markets as a result of our debt obligations, credit ratings or other factors could impair our liquidity, increase our borrowing costs or otherwise adversely affect our financial position or results of operations.

As of December 31, 2025, Lazard Group and its subsidiaries had approximately $1.7 billion in debt outstanding, of which $500 million, $500 million, $400 million and $300 million relate to Lazard Group senior notes that mature in 2028, 2029, 2031, and 2035, respectively. This debt has certain mandated payment obligations, which may constrain our ability to operate our business. If we decide to redeem or retire this debt before maturity, we may be required to pay a significant premium to do so, which may adversely impact our earnings and affect our financial position. In addition, in the future we may need to incur debt or issue equity in order to fund our working capital requirements or refinance existing indebtedness, as well as to make acquisitions and other investments. The amount of our debt obligations may impair our ability to raise debt or issue equity for financing purposes. Our access to funds also may be impaired if regulatory or governmental authorities take significant action against us or for a variety of other possible reasons. In addition, our borrowing costs and our access to the debt capital markets depend significantly on market factors, including benchmark interest rates, and our credit ratings. These ratings are assigned by rating agencies, which may reduce or withdraw their ratings or place us on “credit watch” with negative implications at any time.

The soundness of third parties, including our clients, as well as financial, governmental and other institutions, could adversely affect us.

We have exposure to many different industries, institutions, products, counterparties and clients, and we routinely execute transactions with counterparties in the financial services industry, including brokers and dealers, commercial banks, investment banks, mutual and hedge funds and other institutions. Many of these transactions expose us to credit risk in the event of default of our counterparty or client. In addition, our credit and settlement risk may be exacerbated when the collateral held by us, if any, cannot be fully realized or is liquidated at prices not sufficient to recover the full amount of the loan, credit balance or derivative exposure due to us.

LFG and LFB offer wealth management and banking services to high net worth individuals and families. In order to support this business, LFB may extend lines of credit to such clients. These loans are fully collateralized, but collateral values could fluctuate over time. In the event that the clients are unable to repay their loans and we are unable to realize the collateral for sums that exceed the underlying amount of the loan, we may lose some or all of these amounts.

In addition, we have and may continue to enter into joint ventures and partnerships and invest in entities in which we share ownership or management with unaffiliated third parties. In certain circumstances, we may not have complete control over governance, financial reporting, operations, legal and regulatory compliance or other matters relating to such joint ventures, partnerships or entities. As a result, we may face certain operating, financial, legal, regulatory compliance, reputational and other risks relating to these joint ventures, partnerships and entities, including risks related to the financial strength of such third parties; the willingness of such third parties to provide adequate funding for the joint venture, partnership or entity; differing goals, strategies, priorities or objectives between us and such third parties; our inability to unilaterally implement actions, policies or procedures with respect to the joint venture, partnership or entity that we believe are favorable; legal and regulatory compliance risks relating to actions of the joint venture, partnership, entity or such third parties; the risk that the actions of such third parties could damage our brand image and reputation; and the risk that we will be unable to resolve disputes with such third parties.

We are subject to reputational risks that could harm our business.

Maintaining our reputation is critical to our attracting and maintaining clients, investors and employees. If we fail to deal with, or appear to fail to deal with, various issues that may give rise to reputational risk, we could significantly harm our business prospects. These issues include, but are not limited to, any of the risks discussed in this Item 1A, appropriately dealing with potential conflicts of interest, legal and regulatory requirements, ethical issues, money-laundering, cybersecurity and privacy, record keeping, and the proper identification of the legal, reputational, credit, liquidity and market risks inherent in our products. Further, negative publicity regarding us, whether or not true, may also result in harm to our prospects. There is no assurance that we will be able to successfully reverse the negative impact of allegations and rumors in the future and our potential failure to do so could have a material adverse effect on our business, financial position and results of operations.

Our international operations are subject to certain risks, which may affect revenue.

In 2025, we earned a significant portion of our revenues from our international operations. We intend to grow our non-U.S. business, and this growth is important to our overall success. Our international operations carry special financial and business risks, which could include the following:

- greater difficulties in managing and staffing foreign operations;
- language and cultural differences;
- fluctuations in foreign currency exchange rates that could adversely affect our results;
- unexpected changes in trading policies, regulatory requirements, tariffs and other barriers;
- longer transaction cycles;
- higher operating costs;
- adverse consequences or restrictions on the repatriation of earnings and/or capital;
- potentially adverse tax consequences, such as trapped foreign losses;
- less stable political and economic environments; and
- civil disturbances or other catastrophic events that reduce business activity.

If our international business increases relative to our total business, these factors could have a more pronounced effect on our operating results.

Our use of AI and development, integration and reliance on related third-party technologies could adversely affect our business, financial condition, results of operations and reputation.

We are integrating AI tools into our business and may expand the number and use of these tools over time, including to support research, analysis, drafting, summarization and workflow automation. As AI use expands and evolves toward more automated workflows, we may face increased operational, compliance and quality-control risks, particularly to the extent we shift toward more autonomous AI agents and expand data connectivity across our AI tools. Our use of AI may also result in

reliance on third-party vendors, including AI tool providers and data licensors, and we may have limited ability to negotiate contractual protections or other safeguards that fully address the risks. In addition, our competitors may adopt AI more effectively, which could reduce our competitiveness, increase pricing pressure or adversely affect our ability to attract and retain clients and talent. Our clients or other third parties may use AI to perform some functions that historically drove demand for our services, which could have a negative impact on our business.

AI systems are complex and may produce inaccurate, incomplete, biased or otherwise flawed output that may be difficult to validate or supervise. If AI-assisted work product contains errors, or if human oversight is insufficient, we could provide incorrect advice or fail to meet applicable legal, regulatory, contractual and professional obligations or standards, exposing us to liability and reputational harm.

The legal and regulatory environment relating to AI is rapidly evolving, and regulators are increasingly applying existing laws to AI use, including with respect to data privacy, cybersecurity, employment, anti-discrimination, intellectual property, record keeping, and financial regulatory and supervision. Moreover, AI-specific laws and regulations are being adopted both globally in jurisdictions where we operate and in the U.S. by states, regulatory agencies, and in Congress, where a number of proposed federal bills are pending. If our disclosures or communications regarding AI are inaccurate or inconsistent with our actual practices, we could face regulatory scrutiny, enforcement actions, litigation and reputational harm. Use of AI tools may also complicate supervision, testing, recordkeeping and auditability requirements applicable to our businesses, including where prompts, outputs or AI-assisted communications constitute records that must be retained, monitored or produced to regulators. AI tools may generate outputs that are alleged to infringe, misappropriate or otherwise violate third-party intellectual property or other rights, or that raise questions regarding ownership, protectability or permissible use of AI-assisted work product.

Additionally, our use of AI may heighten risks relating to confidentiality, data privacy, information security and compliance with contractual and licensing restrictions. AI tools may require inputting or processing sensitive information, including proprietary Lazard information, as well as confidential client and third party data. We face the risk of unauthorized disclosure of such information due to cybersecurity incidents, system vulnerabilities, human error, or use of data in a manner that contravenes contractual restrictions such as non-disclosure agreements. Any improper disclosure or compromise of sensitive information could harm clients, lead to litigation, trigger regulatory inquiries and cause reputational damage. Our use of AI may also depend on access to, and permissible use of, third-party data, research and content under commercial licenses, and AI-enabled ingestion, summarization or reuse of such materials could result in contractual disputes, termination of access, or liability. As we connect AI tools to internal systems and data sources and deploy more automated workflows, errors, misuse, compromise or misconfigurations could have amplified impacts, including unauthorized access to data, unintended actions, or the rapid propagation of inaccurate information.

AI may also increase cybersecurity and fraud risks. Threat actors may use AI to automate attacks or create more convincing phishing or impersonation attempts. Although we have adopted a global AI governance framework and other controls designed to promote responsible AI use, these may not be fully effective, may not be consistently applied across the firm, or may not evolve quickly enough to keep pace with technological, regulatory or competitive developments. If any of the foregoing risks materialize, our business, financial condition, results of operations and reputation could be materially and adversely affected.

Other operational risks may disrupt our businesses, result in regulatory action against us or limit our growth.

Our business is highly dependent on communications and information systems, including those of our vendors. Any failure or interruption of these systems, whether caused by fire, extreme weather events, other natural disaster, power or telecommunications failure, geopolitical instability, act of terrorism or war, system modification or upgrade or a delay of any modification or upgrade or otherwise, could materially adversely affect our business. Although back-up systems are in place, our back-up procedures and capabilities in the event of a failure or interruption may not be adequate.

Aspects of our business, including our Asset Management business, rely heavily on our financial, accounting, trading, compliance and other data processing systems and those of our third-party vendors or service providers who support these functions. We expect that we will need to review whether to continue to upgrade and expand the capabilities of these systems, including legacy systems, in the future to avoid disruption of, or constraints on, our operations, and any such system upgrades or expansions could result in significant costs to us. We may need to hire additional staff in order to continue to upgrade or expand the capabilities of our systems, including with respect to quickly advancing technologies like generative artificial intelligence, and failure to attract and retain staff with the proper skillset could disrupt or constrain our operations. Certain investment teams within our Asset Management business, for example, employ proprietary systems, including quantitative models, in connection with their investment processes. These systems and models are often designed and, with

assistance from technology personnel, maintained by employees who are members of those investment teams. If any of the foregoing systems fails to operate properly or is disabled, including for reasons beyond our control, we could suffer material financial loss, a disruption of our businesses, liability to clients, regulatory intervention and reputational damage. The inability of our systems (or those of our vendors or service providers) to accommodate an increasing volume of transactions also could constrain our ability to expand our businesses. In addition, errors resulting from these issues or from human error when conducting a trade or other transaction could expose us to significant risk.

In addition, if we were to experience a local or regional disaster or other business continuity problem, such as a pandemic or man-made or natural disaster, our continued success would depend, in part, on the availability of our personnel and office facilities and the proper functioning of and remote accessibility to our computers, telecommunications, transaction processing and other information systems and operations, as well as those of third parties on whom we rely. Such events could lead us to experience operational challenges, and our inability to successfully recover could materially disrupt our businesses and cause material financial loss, regulatory actions, reputational harm and legal liability.

For additional information regarding operational risks with respect to our businesses, see "Management's Discussion and Analysis of Financial Condition and Results of Operations—Operational Risk" below.

Risks Related to Legal or Regulatory Factors and Taxation

Extensive regulation of our businesses limits our activities and results in ongoing exposure to the potential for significant penalties, including fines or limitations on our ability to conduct our businesses.

The financial services industry is subject to extensive regulation. We are subject to regulation by governmental and self-regulatory organizations in the jurisdictions in which we operate around the world. Many of these regulators, including U.S. and non-U.S. government agencies and self-regulatory organizations, as well as state securities commissions in the U.S., are empowered to conduct administrative proceedings that can result in censure, fine, the issuance of cease-and-desist orders or the suspension or expulsion of a regulated entity from registration or membership. The requirements imposed by our regulators are generally designed to ensure the integrity of the financial markets and to protect customers and other third parties who deal with us and not to protect our stockholders. Consequently, these regulations often serve to limit our activities, including through net capital, customer protection and market conduct requirements.

We face the risk of significant intervention by regulatory and governmental authorities, including extended investigation and surveillance activity, adoption of costly or restrictive new regulations and judicial or administrative proceedings that may result in substantial penalties. Among other things, we could be fined or be prohibited from engaging in some of our business activities. In addition, the regulatory environment in which we operate is subject to modification and further regulation. Such changes may increase the expenses that we incur without necessarily leading to commensurate increases in revenue and income. Certain laws and regulations within the U.S. and externally include extraterritorial application that may lead to overlapping or conflicting legal and regulatory burdens with additional risks and implementation expenses. New laws or regulations or changes in the enforcement of existing laws or regulations applicable to us and our clients also may adversely affect our business, and our ability to function in this environment will depend on our ability to continually monitor and react to these changes.

The U.S. and other governments and institutions have taken actions, and may in the future take further actions, in response to geopolitical events and disruption and volatility in the global financial markets. Such further actions could include expanding current or enacting new standards, requirements and rules that may be applicable to us and our subsidiaries. The effect, complexity and scope of any such expanded or new standards, requirements and rules is uncertain and could increase costs of compliance, monitoring and reporting and result in increased potential for litigation, sanctions and other liabilities, all of which could have adverse consequences to our business, financial condition and results of operations. While we continue to examine the requirements of new regulations that may become applicable to us in the U.S. and in the European Union (see "Business—Regulation" above), and previously announced actual or potential regulations that may be modified, we are not able to predict the ultimate effect on us. In addition, we face increasingly diverging expectations and demands from our stakeholders and our regulators on certain topics, including sustainability and other matters, and jurisdictions in which we operate have adopted or proposed differing or conflicting laws, regulations or policies on these topics. If we are not able to adequately recognize and respond to such developments and such diverging expectations, we may become subject to additional legal or regulatory risk, face increased social, investor or other scrutiny, incur unexpected costs or experience damage to our reputation, in each case that could have a material adverse effect on our business.

The regulatory environment in which our clients operate may also impact our business. For example, changes in antitrust laws or the enforcement of antitrust laws could affect the level of M&A activity, and changes in state laws may limit investment activities of state pension plans. In addition, many tax laws and regulations have been modified, or are otherwise under review, in the U.S. and in many other jurisdictions in which we and our clients operate. Actual and proposed changes to these laws and regulations may affect the level of M&A activity, including cross-border M&A activity.

For the asset management businesses in general, there have been a number of highly publicized cases involving fraud or other misconduct by employees of asset management firms, as well as industry-wide regulatory inquiries. These cases and inquiries have resulted in increased scrutiny from regulators, governments and investors and may result in new rules and regulations for mutual funds, hedge funds, private equity funds and their investment managers. This regulatory scrutiny and these rulemaking initiatives may result in an increase in operational and compliance costs or the risk of assessment of significant fines or penalties against our Asset Management business and may otherwise limit our ability to engage in certain activities.

Specific regulatory changes also may have a direct impact on the revenue of our Asset Management business. In addition to regulatory scrutiny and potential fines and sanctions, regulators continue to examine different aspects of the asset management industry. For example, the use of "soft dollars," where a portion of commissions paid to broker-dealers in connection with the execution of client trades also pays for research and other eligible services that are used by investment advisors, has in the last several years been reexamined by different regulatory bodies and industry participants. Although a substantial portion of the research relied on by our Asset Management business in its investment decision-making processes is generated internally by our investment personnel, external research, including external research and other eligible services traditionally paid for with soft dollars, is also important to the process. This external research includes materials provided by broker-dealers and research firms, as well as eligible data and analytics services from various sources. In connection with the implementation of the EU Markets in Financial Instruments Directive II ("MiFID II") in 2018, our Asset Management affiliates in France, Germany and the U.K. decided to pay for broker research services from their own resources. This has reduced our ability to utilize commissions to pay for research services and other soft dollar services in certain European jurisdictions. Similar pressures may come from future changes within the asset management industry itself, which may further increase our costs related to external research services. For the year ended December 31, 2025, our Asset Management business obtained research and other eligible services through third-party soft dollar arrangements, the total value of which we estimate to be approximately $25 million.

In addition, new regulations affecting the asset management business, including those regarding the management of U.S. mutual funds, hedge funds, Undertakings for the Collective Investment in Transferable Securities ("UCITS") funds and the use of certain investment products may impact our Asset Management business and result in increased costs. For example, the European Union has adopted updated directives on the coordination of laws, regulations and administrative provisions relating to undertakings for collective investment in transferable securities ("UCITS V") with respect to various subjects. Among other things, UCITS V establishes remunerations policies that impact the structure of compensation for certain portfolio managers and other personnel within the Company. UCITS V also establishes certain regulations governing oversight and independence of depository functions. While these rules have already been implemented, they could further impact our personnel or result in changes to our operations, resulting in increased costs to the business. In addition, many regulators around the world, including those in the U.S., continue to adopt disclosure requirements impacting the asset management business, as well as changes to the laws, rules and regulations relating to recordkeeping and reporting obligations.

Legislators and regulators around the world continue to explore changes to, and additional oversight of, the financial industry generally. The impact of the potential changes on us are uncertain and may result in an increase in costs or a reduction of revenue associated with our businesses.

See "Business—Regulation" above for a further discussion of the regulatory environment in which we conduct our businesses.

The financial services industry faces substantial litigation and regulatory risks, and we may face damage to our professional reputation and legal liability if our services are not regarded as satisfactory or if conflicts of interest should arise.

In recent years, the volume of claims and amount of damages claimed in litigation and regulatory proceedings against financial advisors has increased. The activities of our Financial Advisory business may subject us to the risk of significant legal actions by our clients and third parties, including our clients' stockholders, under securities or other laws. Such legal actions may include allegations relating to aiding and abetting breaches of fiduciary duties and to materially false

or misleading statements or misrepresentations made in connection with securities and other transactions, including private placements. We may also be exposed to potential liability for the fairness opinions and other advice provided to participants in transactions. In our Asset Management business, we make investment decisions on behalf of our clients, which could result in substantial losses. Many of our business activities may subject us to the risk of legal actions alleging negligence, misconduct, breach of fiduciary duty or breach of contract.

We increasingly confront actual and potential conflicts of interest relating to our Financial Advisory business, as well as to the fact that we have both a Financial Advisory business and an Asset Management business. Additionally, our pursuit of new business lines or other growth opportunities could result in additional actual or potential conflicts of interest. It is possible that actual, potential or perceived conflicts of interest, including with respect to the use or disclosure of confidential information, could give rise to client dissatisfaction, litigation or regulatory or governmental enforcement actions, which could have the effect of limiting our business opportunities. Appropriately identifying and managing actual or perceived conflicts of interest is complex and difficult, and our reputation could be damaged if we fail, or appear to fail, to deal appropriately with one or more potential or actual conflicts of interest. We have adopted various policies, controls and procedures to address or limit actual or perceived conflicts of interest. However, these policies, controls and procedures may not be adhered to by our employees or be effective in reducing the applicable risks. Any failure of, or failure to adhere to, these policies, controls and procedures may result in regulatory or governmental sanctions or client litigation. We may also face competition from time to time from other financial services firms that do not operate under similar policies, controls and procedures.

Our Financial Advisory engagements typically include broad indemnities from our clients and provisions designed to limit our exposure to legal claims relating to our services, but these provisions may not protect us or may not be available or adhered to in all cases. We also are subject to claims arising from disputes with employees for alleged wrongful termination, discrimination or harassment, among other things. These risks often may be difficult to assess or quantify, and their existence and magnitude often remain unknown for substantial periods of time.

We may incur significant legal expenses in defending ourselves against litigation or regulatory or governmental action. Substantial legal liability or significant regulatory or governmental action against us could materially adversely affect our business, financial condition or results of operations and cause significant reputational harm to us, which could seriously harm our business.

Employee misconduct, which is difficult to detect and deter, could harm us by impairing our ability to attract and retain clients and subjecting us to significant legal liability and reputational harm.

We run the risk that employee misconduct could occur in our business. For example, misconduct by employees could involve the improper use or disclosure of confidential information, which could result in legal action, regulatory sanctions and reputational or financial harm. Our Financial Advisory business often requires that we deal with confidences of great significance to our clients or their counterparties, improper use of which may harm our clients or our relationships with our clients. Any breach of confidences as a result of employee misconduct may adversely affect our reputation, impair our ability to attract and retain Financial Advisory clients and subject us to liability. Similarly, in our Asset Management business, we have authority over client assets, and we may, from time to time, have custody of such assets. In addition, we often have discretion to trade client assets on the client's behalf and must do so acting in the best interests of the client. As a result, we are subject to a number of obligations and standards, and the violation of those obligations or standards may adversely affect our clients and us. It is difficult to detect and deter employee misconduct, and the precautions we take to detect and prevent this activity may not be effective in all cases.

In recent years, the U.S. Department of Justice and the SEC have announced the de-prioritization of resources related to enforcement of the Foreign Corrupt Practices Act. In contrast, the U.K., France and other jurisdictions have expanded the reach of their anti-bribery laws. While we have developed and implemented policies and procedures designed to ensure compliance with anti-bribery and other laws, such policies and procedures may not be effective in all instances to prevent violations. Any determination that we have violated these laws could subject us to, among other things, civil and criminal penalties, material fines, profit disgorgement, injunction against future conduct, securities litigation and reputational damage, any one of which could adversely affect our business, financial condition and results of operations.

A failure in or breach of our information systems or infrastructure, or those of third parties with which we do business, including as a result of cybersecurity incidents or threats, could disrupt our businesses, lead to reputational harm and legal liability or otherwise impact our ability to operate our business.

Our operations rely on electronic information systems that we use for the collection, processing, maintenance, use, sharing, dissemination or disposition of our and our clients' information, which we refer to as "information systems", including our computer systems, hardware, software and networks and those of our third-party vendors and service providers. Such information systems, which frequently include "cloud"-based networks and services, have in the past and may in the future be subject to unauthorized or fraudulent access, computer viruses or other malicious code or other threats, including "phishing" and social engineering attempts, that are constantly evolving and that could have a material security impact on us. There can be no assurance that we will not suffer material losses relating to cybersecurity incidents or threats, including cyber attacks that exploit vulnerabilities, or other security breaches involving our information and payment systems, or the information systems of third parties with which we do business, despite taking protective measures to prevent such breaches. The increased use of mobile technologies and remote working technologies can heighten these and other operational risks, as can the advancing sophistication and increased frequency and severity of cybersecurity incidents and threats globally. In addition, attacks against us, our customers and our third-party vendors have in the past and may in the future increase during periods of heightened diplomatic or armed conflict.

A successful cyber attack or other cybersecurity incident or threat against us, our customers or other third parties with which we do business, our confidential or proprietary information, or the confidential or proprietary information of our clients or their counterparties, that is stored in, or transmitted through, such information systems could result in compromise or misappropriation of such information. Any such cyber attack or other cybersecurity incident or threat, or any disruption of or failure in the physical or logical infrastructure or operating systems that support such information systems or our businesses, could significantly impact our ability to operate our businesses and could result in reputational damage, legal liability, the loss of clients or business opportunities and financial losses that are either not insured against or not fully covered through any insurance maintained by us. Additionally, as geopolitical tensions rise, cyber retaliation between nation states can impact the business of those countries, which could adversely affect our business. As threats continue to multiply, become more sophisticated, frequent and severe and threaten additional aspects of our businesses, we may also be required to expend additional resources on information security and compliance costs in order to continue to modify or enhance our protective measures or to investigate and remediate any cybersecurity vulnerabilities or other exposures.

Additionally, certain of our third-party vendors or service providers, which may process or otherwise have access to confidential or sensitive data, may have instituted policies allowing their respective employees who are capable of performing their functions remotely to do so and implementing or expanding back-up procedures and capabilities, and may be experiencing a growing demand for their services. As such, such vendors and service providers may be more susceptible to interruptions or confidentiality or security breaches than in prior periods. Any failure of or interruption to their systems or any back-up procedures and capabilities as a result of such actions or such growth in demand could materially adversely affect our business, financial condition and results of operations. See "Other operational risks may disrupt our businesses, result in regulatory action against us or limit our growth."

Similarly, due to the significant number of employees frequently deploying the remote working capabilities of our information systems, including on home networks or through increased use of mobile technologies, we face a heightened risk of operational interruptions and security breaches involving such systems. Additionally, such home and mobile technology resources could be more susceptible to interruptions and security breaches than our dedicated business resources. There can be no assurance that protective measures and policies we have instituted in an effort to reduce the likelihood and severity of such interruptions and breaches, including as a result of cybersecurity incidents or threats, will be adequate.

Failure to maintain effective internal controls in accordance with Section 404 of the Sarbanes-Oxley Act could materially adversely affect our business.

We have documented and tested our internal control procedures in order to satisfy the requirements of Section 404 of the Sarbanes-Oxley Act, which requires annual management assessments of the effectiveness of our internal controls over financial reporting and a report by our independent auditors regarding our internal control over financial reporting. We are in compliance with Section 404 of the Sarbanes-Oxley Act as of December 31, 2025. However, if we fail to maintain the adequacy of our internal controls, as such standards are modified, supplemented or amended from time to time, we may not be able to ensure that we can conclude on an ongoing basis that we have effective internal controls over financial reporting in accordance with Section 404 of the Sarbanes-Oxley Act. Failure to maintain an effective internal control environment could materially adversely affect our business.

Changes in relevant tax laws or rates, changes in regulations, treaties or the interpretation of these items or changes in the jurisdictional mix of our earnings could negatively impact our effective tax rate.

We are a multinational company subject to tax in multiple U.S. and foreign jurisdictions and we earn a significant amount of our income outside the U.S. A change in the mix of earnings and losses or challenge to our transfer pricing methods may result in income generated in countries with higher statutory tax rates than the U.S.. Our effective tax rate is based upon the application of currently enacted income tax laws, regulations and treaties, and upon our non-U.S. subsidiaries' ability to qualify for benefits under those treaties and those laws, regulations and treaties, and the administrative and judicial interpretations of them are subject to change at any time and such changes may adversely impact our effective tax rate.

In July 2025, the One Big Beautiful Bill Act ("OBBBA"), was signed into law. OBBBA permanently extended and modified certain domestic and international provisions from the 2017 Tax Cuts and Jobs Act and introduced new domestic and international tax provisions. The effect of these provisions on us in future periods will depend on any guidance issued by the U.S. Treasury and the U.S. Internal Revenue Service ("IRS"). All of these provisions are complex and changes to such provisions or our interpretation of them could adversely impact our effective tax rate in future years.

In recent years the Organization for Economic Cooperation and Development ("OECD") promulgated rules that require a minimum level of taxation in each of the member countries. Complex rules accompany this mandate, and the minimum level of taxation is computed under the new OECD rules, thereby causing concerns of higher global taxes. However, on January 5, 2026, the OECD/G20 announced a Side-by-Side ("SbS") package, which is intended to exempt U.S. based multinationals from major portions of these rules. Certain multinationals based in other countries may also be exempted in the future if they become eligible. We continue to evaluate the impact of new developments on our effective tax rate.

Anti-takeover provisions in our organizational documents and Delaware law could delay or prevent a change in control.

Our certificate of incorporation and by-laws contain provisions that may make the merger or acquisition of the Company more difficult, for example:

- permitting our Board of Directors to issue one or more series of preferred stock;
- providing that any vacancy on the board of directors may be filled only by a majority of the directors then in office or by the sole remaining director;
- requiring advance notice for stockholder proposals and nominations;
- providing that, subject to certain limitations, (i) the Board of Directors is expressly authorized to adopt, amend and repeal our by-laws and (ii) that our stockholders may only adopt, amend and repeal our by-laws with the approval of at least a majority of the outstanding shares of our capital stock entitled to vote thereon (or, in some cases, a super-majority);
- providing that the Board of Directors will be divided into three classes of directors serving staggered three-year terms;
- establishing limitations on convening stockholder meetings;
- requiring stockholder action by written consent to be unanimous; and
- providing for the removal of directors only for cause.

In addition, certain provisions of Delaware law give us the ability to delay or prevent a transaction that could cause a change in our control. These provisions may also discourage acquisition proposals or delay or prevent a change in control. The market price of our common stock could be adversely affected to the extent that such provisions discourage potential takeover attempts that our stockholders may favor.

Our subsidiaries may be required to make payments under the Amended and Restated Tax Receivable Agreement. The IRS may challenge the tax basis increases upon which payments are based and, under certain circumstances, our subsidiaries may have made or could make payments under the Amended and Restated Tax Receivable Agreement in excess of our subsidiaries' cash tax savings.

As further discussed in "Management's Discussion and Analysis of Financial Condition and Results of Operations—Critical Accounting Policies and Estimates—Income Taxes" and Note 21 of Notes to Consolidated Financial Statements, the Second Amended and Restated Tax Receivable Agreement, dated as of October 26, 2015 (the "Amended and Restated Tax

Receivable Agreement"), between Lazard and LTBP Trust, a Delaware statutory trust (the "Trust"), provides for the payment by our subsidiaries to the Trust of a significant portion of the cash savings, if any, in U.S. federal, state and local income tax or franchise tax that we actually realize as a result of certain tax benefits that are subject to the Amended and Restated Tax Receivable Agreement. Any amount paid by our subsidiaries to the Trust will generally be distributed to the owners of the Trust, which includes one of our executive officers, in proportion to their beneficial interests in the Trust. If the IRS successfully challenges the tax basis increases we receive, under certain circumstances, our subsidiaries may have made or could make payments under the Amended and Restated Tax Receivable Agreement in excess of our subsidiaries' cash tax savings.

Risks Relating to Our Capital Structure

Lazard, Inc. is a holding company and, accordingly, depends upon distributions from Lazard Group to pay dividends and taxes and other expenses.

Lazard, Inc. is a holding company and has no independent means of generating significant revenue or cash. We control Lazard Group through our indirect control of both of the managing members of Lazard Group. Following the Conversion, all of our operating income is subject to U.S. federal corporate income taxes. In addition, our subsidiaries incur income taxes on the net taxable income of Lazard Group in their respective tax jurisdictions. We intend to continue to cause Lazard Group to make distributions to our subsidiaries in an amount sufficient to cover all applicable taxes payable by us and dividends, if any, declared by us. To the extent that our subsidiaries need funds to pay taxes on their share of Lazard Group's net taxable income, or if Lazard, Inc. needs funds for any other purpose, and Lazard Group is restricted from making such distributions under applicable law or regulation, or is otherwise unable to provide such funds, it could materially adversely affect our business, financial condition, results of operations and/or ability to return capital to our shareholders.

Lazard Group is a holding company and therefore depends on its subsidiaries to make distributions to Lazard Group to enable it to service its obligations under its indebtedness.

Lazard Group depends on its subsidiaries, which conduct the operations of its businesses, for distributions, dividends and other payments to generate the funds necessary to meet its financial obligations, including payments of principal and interest on its indebtedness. However, none of Lazard Group's subsidiaries is obligated to make funds available to it for servicing such financial obligations, and the group of entities that constitute Lazard Group's subsidiaries may change over time. The earnings from, or other available assets of, Lazard Group's subsidiaries may not be sufficient to pay dividends or make distributions or loans to enable Lazard Group to make payments with respect to its financial obligations when such payments are due. In addition, even if such earnings were sufficient, the agreements governing the current and future obligations of Lazard Group's subsidiaries, regulatory requirements, including regulatory capital requirements, with respect to our broker-dealer and other regulated subsidiaries, foreign exchange controls and a variety of other factors may impede our subsidiaries' ability to provide Lazard Group with sufficient dividends, distributions or loans to fund its financial obligations, when due.

SPECIAL NOTE REGARDING FORWARD-LOOKING STATEMENTS

We have made statements under the captions "Business," "Risk Factors," "Management's Discussion and Analysis of Financial Condition and Results of Operations" and in other sections of this Form 10-K that are forward-looking statements. In some cases, forward-looking statements can be identified by the use of forward-looking terminology such as "may," "might," "will," "should," "could," "would," "expect," "plan," "anticipate," "believe," "estimate," "predict," "potential," "target," "goal," "pipeline," or "continue," and the negative of these terms and other comparable terminology. These forward-looking statements, which are subject to known and unknown risks, uncertainties and assumptions about us, may include projections of our future financial performance based on our growth strategies, business plans and initiatives and anticipated trends in our business. These forward-looking statements are only predictions based on our current expectations and projections about future events. There are important factors that could cause our actual results, level of activity, performance or achievements to differ materially from the results, level of activity, performance or achievements expressed or implied by the forward-looking statements. These factors include, but are not limited to, the numerous risks and uncertainties outlined in "Risk Factors," including the following:

- adverse general economic conditions or adverse conditions in global or regional financial markets;
- changes in international trade policies and practices, including the implementation of tariffs, proposed further tariffs, and responses from other jurisdictions, the risk of potential government shutdowns, and the economic impacts, volatility and uncertainty resulting therefrom;
- a decline in our revenues, for example due to a decline in overall M&A activity, our share of the M&A market or our AUM;
- losses caused by financial or other problems experienced by third parties;
- losses due to unidentified or unanticipated risks;
- a lack of liquidity, *i.e*., ready access to funds, for use in our businesses;
- competitive pressure on our businesses and on our ability to retain and attract employees at current compensation levels; and
- changes in relevant tax laws, regulations or treaties or an adverse interpretation of these items.

These risks and uncertainties are not exhaustive. Other sections of this Form 10-K describe additional factors that could adversely affect our business and financial performance. Moreover, we operate in a very competitive and rapidly changing environment. New risks and uncertainties emerge from time to time, and it is not possible for our management to predict all risks and uncertainties, nor can management assess the impact of all factors on our business or the extent to which any factor, or combination of factors, may cause actual results to differ materially from those contained in any forward-looking statements.

As a result, there can be no assurance that the forward-looking statements included in this Form 10-K will prove to be accurate or correct. Although we believe the statements reflected in the forward-looking statements are reasonable, we cannot guarantee future results, level of activity, performance, achievements or events. Moreover, neither we nor any other person assumes responsibility for the accuracy or completeness of any of these forward-looking statements. You should not rely upon forward-looking statements as predictions of future events. We are under no duty to update any of these forward-looking statements after the date of this Form 10-K to conform our prior statements to actual results or revised expectations and we do not intend to do so.

Forward-looking statements include, but are not limited to, statements about:

- financial objectives, including the ratios of adjusted compensation and benefits expense to adjusted net revenue;
- ability to deploy surplus cash through dividends, share repurchases and debt retirements;
- ability to offset stockholder dilution through share repurchases;
- possible or assumed future results of operations and operating cash flows;
- strategies and investment policies;
- financing plans and the availability of short-term borrowing;
- competitive position;

- future acquisitions or other strategic transactions, including the consideration to be paid and the timing of consummation;
- potential growth opportunities available to our businesses;
- potential impact of investments in our technology infrastructure and data science capabilities;
- recruitment and retention of our managing directors and employees;
- potential levels of expense, including adjusted compensation and benefits expense, and adjusted non-compensation expense;
- potential operating performance, achievements, productivity improvements, efficiency and cost reduction efforts;
- likelihood of success and impact of litigation;
- expected tax rates, including effective tax rates;
- changes in interest and tax rates;
- potential impact of AI and related third-party technologies on our business, operations, compliance and reputation;
- availability of certain tax benefits, including certain potential deductions;
- potential impact of certain events or circumstances on our financial statements and operations;
- changes in foreign currency exchange rates;
- changes in international trade policies and practices, including the implementation of tariffs, proposed further tariffs, and responses from other jurisdictions, the risk of potential government shutdowns, and the economic impacts, volatility and uncertainty resulting therefrom;
- the expected timing and levels of funding of awarded institutional mandates;
- the pipeline in M&A, restructuring and other financial advisory transactions;
- expectations with respect to the economy, the securities markets, the market for mergers, acquisitions, restructuring, private credit and other financial advisory activity, the market for asset management activity and other macroeconomic, regional and industry trends;
- effects of competition on our business; and
- impact of new or future legislation and regulation, including tax laws and regulations, on our business.

The Company is committed to providing timely and accurate information to the investing public, consistent with our legal and regulatory obligations. To that end, Lazard and its operating companies use their websites, and other social media sites to convey information about their businesses, including the anticipated release of quarterly financial results, quarterly financial, statistical and business-related information, and the posting of updates of AUM in various mutual funds, hedge funds and other investment products managed by LAM LLC and LFG. Investors can link to Lazard, Inc., Lazard Group and their operating company websites through *http://www.lazard.com.* Our websites and social media sites and the information contained therein or connected thereto shall not be deemed to be incorporated into this Form 10-K.

Item 1B. Unresolved Staff Comments

There are no unresolved written comments that were received from the SEC staff 180 days or more before December 31, 2025 relating to our periodic or current reports under the Exchange Act.

Item 1C. Cybersecurity

Our business is highly dependent on electronic information resources used for the collection, processing, maintenance, use, sharing, dissemination, or disposition of our and our clients' information, which we refer to as "information systems", including our computer systems, hardware, software and networks and those of our third-party vendors and service providers. Our operations rely on the secure processing, storage and transmission of confidential and other information by our information systems and those of third parties. AI may also increase cybersecurity and fraud risk. Threat actors may use AI to automate attacks or create more convincing phishing or impersonation attempts.

Lazard maintains a formal, robust cybersecurity and information security program that is aligned with the National Institute of Standards and Technology Cybersecurity Framework ("CSF") and integrated into our overall risk management process. Our Information Security Program, Policies and Standards are also designed to comply with the financial regulations and cybersecurity laws in the jurisdictions in which we operate. By focusing on the following four interconnected pillars, we aim to reduce the impact of cybersecurity incidents, safeguard our digital assets and foster a proactive and comprehensive approach to cybersecurity within our organization.

- **Risk assessments and mitigation strategies**
  - Conduct regular risk assessments to identify and prioritize critical assets and vulnerabilities, both internally and with respect to third-party risks.
  - Develop and implement appropriate mitigation strategies based on risk assessments.
  - Monitor and evaluate the effectiveness of risk mitigation measures.
- **Professional cybersecurity staff**
  - Retain and recruit skilled cybersecurity professionals.
  - Provide regular training and development opportunities.
  - Foster collaboration and knowledge sharing among cybersecurity team members.
- **Security-aware organizational culture**
  - Maintain policies and procedures for reporting and responding to cybersecurity incidents.
  - Empower employees to take ownership of their cybersecurity responsibilities.
  - Promote a security-aware culture throughout the organization through regular training and awareness programs.
- **Security technology**
  - Implement and maintain robust cybersecurity technologies, including advanced threat detection, prevention and response tools.
  - Regularly evaluate and update our suite of cybersecurity technology to address emerging threats and vulnerabilities.
  - Integrate cybersecurity technologies with other systems and processes.

Third-Party Monitoring and External Reviews

As noted above, our business regularly uses and relies on third-party information systems and services to process, store and transmit confidential and other information. To support our cybersecurity oversight of third-party information technology providers, we have integrated automated processes to manage third-party cloud security. We also use an enterprise-wide third-party technology provider to assist in our identification and assessment of cybersecurity risks to the Company presented by third parties, and our contracts are vetted by our internal legal and compliance departments as part of a process designed to ensure that we are provided the right to audit and test the security and quality of each of our vendors. As part of our screening and evaluation processes, we conduct due diligence on our potential vendors, as well as

regular assessments of current vendors, regarding compliance with law (including financial regulations, sanctions regimes and data privacy regulations) and cybersecurity standards, including background checks and system tests.

Our Chief Information Security Officer ("CISO") regularly engages independent third parties to assess the performance of our cybersecurity risk management systems and procedures and to help test and identify cybersecurity risks to the Company. Annually, we engage an independent third-party to perform a comprehensive review of our cybersecurity programs, with the aim of ensuring alignment with the current version of the CSF. In addition, we engage several other third parties at regular intervals for targeted assessments of specific cybersecurity risk management systems, tools, vendors and processes. Among other things, tests include simulations of communications shared with affected stakeholders on security events and identification of vulnerabilities. These third-party audits and assessments are used by management to review, update and improve our cybersecurity risk management systems and identify vulnerabilities. Results and recommendations are reported to our CISO, who reports to our General Counsel. Material findings are presented to the Global Risk Committee ("GRC"), Audit Committee and the full Board as discussed below.

Cybersecurity Management Team and Board Oversight

Lazard's cybersecurity program, which includes information security, is the primary responsibility of our CISO, who oversees our global information security strategy and program and is supported by our Information Technology and Information Security departments. The Company's current CISO has held the position since 2015 and has been working in technology risk management since 1991. The CISO holds a bachelor's degree from New York Institute of Technology and is an accredited Certified Information Systems Security Professional. Our CISO leads our Cybersecurity Incident Handling Team ("CSIHT"), to which cybersecurity threats and cybersecurity incidents are reported. The CSIHT manages the Company's response to cybersecurity threats and cybersecurity incidents, including the prevention, detection, analysis, containment, eradication and recovery thereof.

The CISO reports monthly to the GRC, which includes our Chief Executive Officer ("CEO"), Chief Financial Officer ("CFO") and General Counsel, among other members of senior management, regarding cybersecurity incidents from the preceding month.

Our Internal Audit department regularly assesses and reports to the Audit Committee on the effectiveness of our cybersecurity and information technology controls. Our Audit Committee reviews the Company's cybersecurity risk profile and risk management strategies at regular intervals. Management reviews with the Audit Committee categories of risk the Company faces, including cybersecurity risks, as well as the likelihood of the occurrence of cybersecurity risks, the potential impact of those risks and the steps management has taken to monitor, mitigate and control such risks. In addition, our CISO reports at least annually to the Board, and at least quarterly to the Board's Audit Committee, with respect to cybersecurity risks, including those identified through review of our business, of rising threats in the industry, and of the current state of Lazard's cybersecurity program. Updates on cybersecurity risks are reviewed at regular meetings of the Audit Committee and reported to the full Board.

Incident Response and Assessment Policies and Procedures

Lazard has implemented policies and procedures to protect the firm from any interruptions to the availability of our data and our systems and to protect the firm's and our clients' data from intentional and unintentional disclosure, including disclosure arising from a range of cybersecurity threats. These policies and procedures outline actions to be taken after identifying suspected cybersecurity threats and cybersecurity incidents and designate the persons responsible for managing those actions.

Our disclosure controls and procedures provide for the CSIHT to report high severity cybersecurity incidents to an Assessment Committee, consisting of our CFO, CISO and General Counsel, among others, for an assessment of materiality. The Assessment Committee in consultation with third-party experts, as warranted, makes the incident materiality determination consistent with SEC guidance.

A determination that a cybersecurity incident has, or is reasonably likely to have, a material impact on the Company is reported by the Assessment Committee to the CEO and the Board's Audit Committee without delay. The Assessment Committee also provides a summary of all incidents that are determined to be immaterial to the Board's Audit Committee at the next scheduled meeting.

For additional information regarding how cybersecurity threats or incidents are reasonably likely to materially affect our business strategy, results of operations or financial condition, see "*Risk Factors—A failure in or breach of our*

information systems or infrastructure, or those of third parties with which we do business, including as a result of cybersecurity incidents or threats, could disrupt our businesses, lead to reputational harm and legal liability or otherwise impact our ability to operate our business", "*Risk Factors—Our use of AI and development, integration, and reliance on related third-party technologies could adversely affect our business, financial condition, results of operations and reputation,* and "*Risk Factors—Other operational risks may disrupt our businesses, result in regulatory action against us or limit our growth*."

Item 2. Properties

Lazard has offices located around the world. The following table lists the principal properties used for the Lazard organization as of December 31, 2025. As a general matter, one or both of our Financial Advisory and Asset Management segments (as well as our Corporate segment) uses the following properties.

Location	Offices
New York City	Principal office located at 30 Rockefeller Plaza
Paris	Principal offices located at 175 Boulevard Haussmann and 25 Rue de Courcelles
London	Principal office located at 20 Manchester Square

Item 3. Legal Proceedings

The Company is involved from time to time in judicial, governmental, regulatory and arbitration proceedings and inquiries concerning matters arising in connection with the conduct of our businesses, including contractual and employment matters. The Company reviews such matters on a case-by-case basis and establishes any required accrual if a loss is probable and the amount of such loss can be reasonably estimated. The Company may experience significant variation in its revenue and earnings on an annual basis. Accordingly, the results of any pending matter or matters could be significant when compared to the Company's earnings in any particular year. The Company believes, however, based on currently available information, that the results of any pending matters, in the aggregate, will not have a material effect on its business or financial condition.

Item 4. Mine Safety Disclosures

Not applicable.

Part II

Item 5. Market for Registrant's Common Equity, Related Stockholder Matters and Issuer Purchases of Equity Securities

Our common stock is traded on The New York Stock Exchange under the symbol "LAZ."

As of January 23, 2026, there were approximately 16 holders of record of our common stock. This does not include the number of shareholders that hold shares in "street-name" through banks or broker-dealers.

On January 23, 2026, the last reported sales price for our common stock on the New York Stock Exchange was $51.37 per share.

Share Repurchases in the Fourth Quarter of 2025

The following table sets forth information regarding Lazard's purchases of its common stock on a monthly basis during the fourth quarter of 2025. Share repurchases are recorded on a trade date basis.

Period	Total Number of Shares Purchased	Average Price Paid per Share	Total Number of Shares Purchased as Part of Publicly Announced Plans or Programs	Approximate Dollar Value of Shares that May Yet Be Purchased Under the Plans or Programs
October 1 – October 31, 2025				
Share Repurchase Program (1)	125,317	$ 48.68	125,317	$ 152.9 million
Employee Tax Withholding Transactions (2)	1,685	$ 50.00		
November 1 – November 30, 2025				
Share Repurchase Program (1)	441,315	$ 48.17	441,315	$ 131.6 million
Employee Tax Withholding Transactions (2)	68	$ 48.80		
December 1 – December 31, 2025				
Share Repurchase Program (1)	451,217	$ 50.18	451,217	$ 109.0 million
Employee Tax Withholding Transactions (2)	5,595	$ 50.59		
Total				
Share Repurchase Program (1)	1,017,849	$ 49.12	1,017,849	$ 109.0 million
Employee Tax Withholding Transactions (2)	7,348	$ 50.44		

(1) The Board of Directors of Lazard authorized the repurchase of common stock as set forth in the table below as of December 31, 2025.

Date	Repurchase Authorization	Expiration
	($ in thousands)	
July 2024	$ 200,000	December 31, 2026

The Company's purchases under the share repurchase program over time are used to offset dilution from the shares that have been or will be issued under the Company's 2018 Incentive Compensation Plan, as amended (the "2018 Plan"). Purchases under the share repurchase program may be made in the open market or through privately negotiated transactions, including those with employees. The rate at which the Company purchases shares in connection with the share repurchase program may vary from period to period due to a variety of factors. Amounts shown in this line item

include repurchases of common stock and exclude the shares of common stock withheld by the Company to meet the minimum statutory tax withholding requirements as described below. As of December 31, 2025, a total of $109 million of share repurchase authorization remained available under Lazard, Inc.'s share repurchase program which will expire on December 31, 2026.

(2) Under the terms of the 2018 Plan, upon the settlement of RSUs, shares of common stock may be withheld by the Company to meet the minimum statutory tax withholding requirements. During the three month period ended December 31, 2025, the Company satisfied such obligations in lieu of issuing 7,348 shares of common stock upon the settlement of 34,813 RSUs.

Equity Compensation Plan Information

See Item 12, "Security Ownership of Certain Beneficial Owners and Management and Related Stockholder Matters—Equity Compensation Plan Information."

Stock Performance

The stock performance graph below compares the performance of an investment in our common stock, from December 31, 2020 through December 31, 2025, with that of the S&P 500 Index and the S&P Financial Index. The graph assumes $100 was invested at the close of business on December 31, 2020 in each of our common stock, the S&P 500 Index and the S&P Financial Index. It also assumes that dividends were reinvested on the date of payment without payment of any commissions. The performance shown in the graph represents past performance and should not be considered an indication of future performance.

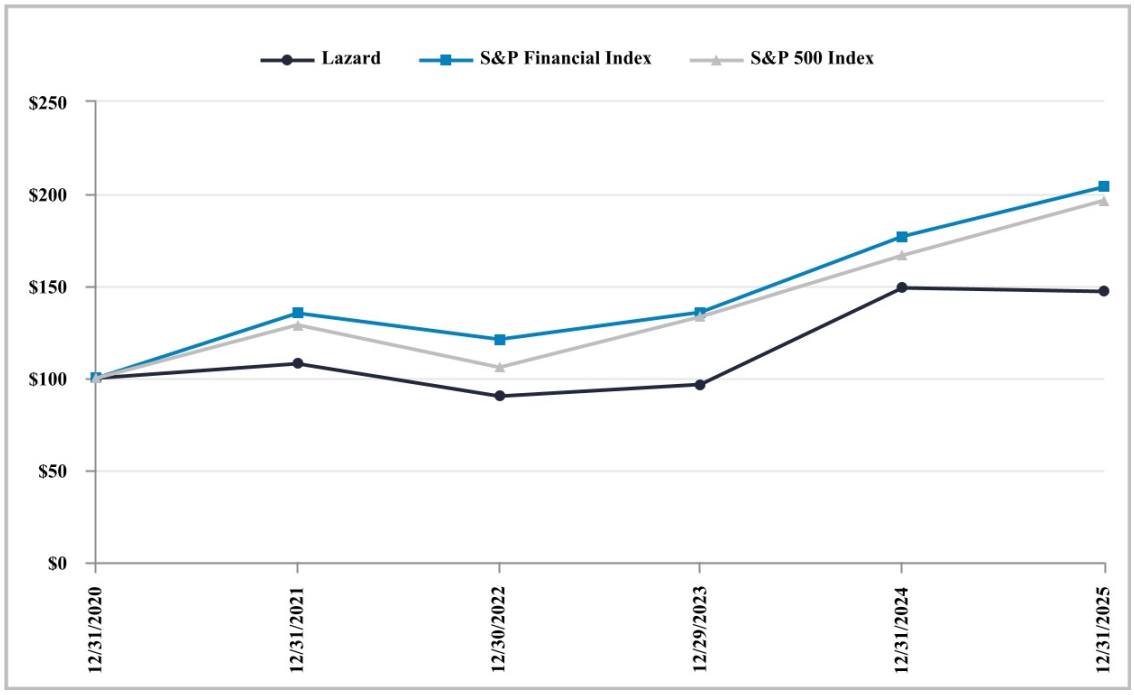

Other Matters

None.

Item 6. [Reserved]

Item 7. Management's Discussion and Analysis of Financial Condition and Results of Operations

The following discussion should be read in conjunction with Lazard's consolidated financial statements and the related notes included elsewhere in this Form 10-K. This discussion contains forward-looking statements that are subject to known and unknown risks and uncertainties. Actual results and the timing of events may differ significantly from those expressed or implied in such forward-looking statements due to a number of factors, including those set forth in the sections entitled "Risk Factors" and "Special Note Regarding Forward-Looking Statements" and elsewhere in this Form 10-K.

Business Summary

Founded in 1848, Lazard is a global financial advisory and asset management firm with operations in North and South America, Europe, the Middle East, Asia, and Australia. Lazard provides advice on mergers and acquisitions, capital markets and capital solutions, restructuring and liability management, geopolitics, and other strategic matters, as well as asset management and investment solutions to institutions, corporations, governments, partnerships, family offices, and high net worth individuals. We aim to deliver independent, differentiated advice and solutions grounded in contextual alpha—the broad insight and judgment needed to navigate macroeconomic, geopolitical, and other factors that we believe help leaders see beyond what the world sees today.

Our mission is to provide trusted, independent financial advice and investment solutions to our clients, backed by the intellectual capital of our firm. During our more than 175-year history, we have built a global network of relationships with key decision makers in business, government and investing institutions. This network is both a competitive strength and a powerful resource for Lazard and our clients. As a firm that competes on the quality of our advice, we have two fundamental assets: our people and our reputation.

We operate in cyclical businesses across multiple geographies, industries and asset classes. In recent years, we have deepened our sector expertise, enhanced our specialized insights in geopolitical advisory, and increased connectivity to private capital in our financial advisory business. In addition, we have invested in our global investment and distribution platform in our asset management business to further drive performance. Business and government leaders and global investors seek trusted advisors, and we believe that our business model as an independent advisor will continue to create opportunities for us to attract new clients and key personnel.

Our principal sources of revenue are derived from activities in the following business segments:

- Financial Advisory, which offers corporate, partnership, institutional, government, sovereign and individual clients across the globe a wide array of financial advisory services including M&A advisory, strategic capital solutions, shareholder advisory, sovereign advisory, geopolitical advisory, restructuring and liability management, capital raising and placement, and other strategic matters; and
- Asset Management, which offers a broad range of global investment solutions and investment and wealth management services in equity and fixed income strategies, asset allocation strategies, alternative investments and private equity funds to corporations, public funds, sovereign entities, endowments and foundations, labor funds, financial intermediaries and private wealth clients.

In addition, we record selected other activities in our Corporate segment, including cash management, investments, deferred tax assets, outstanding indebtedness and certain contingent obligations. We also invest our own capital from time to time, generally alongside capital of qualified institutional and individual investors in alternative investments or private equity investments, and make investments to seed our Asset Management strategies.

See "Business Segments" below for discussion of the adjusted operating results of our Financial Advisory, Asset Management and Corporate segments.

Business Environment and Outlook

Economic and global financial market conditions can materially affect our financial performance. As described above, our principal sources of revenue are derived from activities in our Financial Advisory and Asset Management business segments. Our Financial Advisory revenues are primarily dependent on the successful completion of merger, acquisition, sale, restructuring, capital raising or similar transactions, and our Asset Management revenues are primarily driven by the levels of AUM. Weak or uncertain global economic and financial market conditions can create a challenging

environment for M&A and capital-raising activity and may also pressure our Asset Management business. However, these conditions may generate increased opportunities for our restructuring business. Additionally, heightened equity market volatility can create compelling investment opportunities for Asset Management.

We operate in a competitive, global environment. Ongoing developments in international trade policies and practices, along with shifting domestic governmental priorities, have increased uncertainty relative to prior years. We believe our broad set of capabilities, diversified business model, and the competitive advantage provided by Lazard's contextual alpha—our ability to incorporate geopolitical, regulatory, and macroeconomic insight into our advice—position us well to meet evolving client needs across varying economic environments. Unpredictability and the potential for related impacts, however, could create or exacerbate market volatility, contribute to weakened economic and business conditions, and reduce our clients' ability to finalize decision-making or execute on investment priorities.

New risks and uncertainties emerge continuously, and it is not possible for our management to predict all risks and uncertainties, nor can we assess the impact of all potentially applicable factors on our business or the extent to which any factor, or combination of factors, may cause actual results to differ materially from those contained in any forward-looking statements. See Item 1A, "Risk Factors" in this Form 10-K. Furthermore, net income and revenue in any period may not be indicative of full-year results or the results of any other period and may vary significantly from year to year and quarter to quarter.

Overall, we continue to focus on the development of our business, including the generation of revenue growth, earnings growth and shareholder returns, the evaluation of potential growth opportunities, the investment in new technology to support the development of existing and new business opportunities, the evaluation of other strategic alternatives, the prudent management of our costs and expenses, the efficient use of our assets and the return of capital to our shareholders.

Certain industry-wide market data with respect to our Financial Advisory and Asset Management businesses is included below.

Financial Advisory

The following table sets forth global M&A and restructuring industry statistics for completed and announced M&A transactions and completed restructuring transactions.

	Year Ended December 31,		
	2025	2024	% Incr / (Decr)
	($ in billions)		
Completed M&A Transactions:			
All deals:			
Value	$ 3,909	$ 3,143	24 %
Number	36,955	39,431	(6)%
Deals Greater than $500 million:			
Value	$ 3,140	$ 2,357	33 %
Number	1,340	1,172	14 %
Announced M&A Transactions:			
All deals:			
Value	$ 5,116	$ 3,576	43 %
Number	40,880	42,231	(3)%
Deals Greater than $500 million:			
Value	$ 4,213	$ 2,690	57 %
Number	1,562	1,269	23 %
Completed Restructuring Transactions:			
All deals:			
Value	$ 344	$ 439	(22)%
Number	335	428	(22)%

Source: Dealogic as of January 6, 2026.

Another measure of global restructuring activity is the number of corporate defaults, which decreased as compared to 2024. The number of defaulting issuers was 125 in 2025, according to Moody's Investors Service, Inc., as compared to 148 in 2024.

Net revenue trends in Financial Advisory are generally correlated to the level of completed industry-wide M&A transactions and restructuring transactions occurring subsequent to corporate debt defaults. However, deviations from this relationship can occur in any given year for a number of reasons. For instance, our results can diverge from industry-wide activity where there are material variances from the level of industry-wide M&A activity in a particular market where Lazard has greater or lesser relative market share, or regarding the relative number of our advisory engagements with respect to larger-sized transactions, and where we are involved in non-public or sovereign advisory assignments.

Asset Management

The percentage change in major equity market indices (i) at December 31, 2025, as compared to such indices at December 31, 2024, and (ii) at December 31, 2024, as compared to such indices at December 31, 2023, is shown in the table below.

	Percentage Changes December 31,	
	2025 vs 2024	2024 vs 2023
MSCI World Index	21%	19%
Euro Stoxx	22%	12%
MSCI Emerging Market	34%	8%
S&P 500	18%	25%

The fees that we receive for providing investment management and advisory services are primarily driven by the level of AUM and the nature of the AUM product mix. Accordingly, market movements, foreign currency exchange rate volatility and changes in our AUM product mix will impact the level of revenues we receive from our Asset Management business when comparing periodic results. A substantial portion of our AUM is invested in equities. Movements in AUM during the period generally reflect the changes in equity market indices.

Financial Statement Overview

Net Revenue

The majority of Lazard's Financial Advisory net revenue historically has been earned from advice and other services provided in M&A transactions. The amount of the fee earned can vary depending upon the type, size and complexity of the transaction Lazard is advising on. M&A fees can be earned as a retainer, working fee, announcement fee, milestone fee, opinion fee or transaction completion fee. Most fees are paid upon completion of a transaction, the timing of which can be impacted by delays due to securing financing, board approvals, regulatory approvals, shareholder votes, changing market conditions or other factors.

Our restructuring and liability management team advises on situations where our clients are financially distressed, providing advice on financial debt restructurings, liability management and M&A. Bankruptcy proceedings may require court approval of our fees. We also advise on both public and private debt and structured equity transactions, while the private capital advisory team provides fundraising and secondary advisory services for private equity, private credit, real estate and real assets-focused investment firms. Additionally, Lazard earns fees from providing strategic advice to clients, which may include shareholder advisory, geopolitical advisory and other strategic advisory matters, with such fees not being dependent on the completion of a transaction.

Our Financial Advisory businesses may be impacted by overall M&A activity levels in the market, the level of corporate debt defaults and the environment for capital raising activities, among other factors.

Significant fluctuations in Financial Advisory net revenue can occur over the course of any given year, because a significant portion of such net revenue is earned upon the successful completion of a transaction, restructuring or capital raising activity, the timing of which is uncertain and is not subject to Lazard's control.

Lazard's Asset Management segment principally includes LAM, LFG, LFB and the Edgewater Funds ("Edgewater"). Asset Management net revenue is derived from fees for investment management and advisory services provided to clients. As noted above, the main driver of Asset Management net revenue is the level and product mix of AUM, which is generally influenced by the performance of the global equity markets and, to a lesser extent, fixed income markets as well as Lazard's investment performance, which impacts its ability to successfully attract and retain assets. As a result, fluctuations (including timing thereof) in financial markets and client asset inflows and outflows for any reason have a direct effect on Asset Management net revenue and operating income. Asset Management fees are generally based on the level of AUM measured daily, monthly or quarterly, and an increase or reduction in AUM, due to market price fluctuations, currency fluctuations, changes in product mix, or net client asset flows will result in a corresponding increase or decrease in management fees. Our investment advisory contracts are generally terminable at any time or on notice of 30 days or less. Institutional and individual clients, and firms with which we have strategic alliances, can terminate their relationship with us, reduce the aggregate amount of AUM or shift their funds to other types of accounts with different rate

structures for a number of reasons, including investment performance, changes in prevailing interest rates and financial market performance. Moreover, it is possible that awarded institutional mandates may not be funded in the amounts and at the times initially anticipated, or at all. In addition, as Lazard's AUM includes significant amounts of assets that are denominated in currencies other than U.S. Dollars, changes in the value of the U.S. Dollar relative to foreign currencies will impact the value of Lazard's AUM and the overall amount of management fees generated by the AUM. Fees vary with the type of assets managed and the vehicle in which they are managed, with higher fees earned on equity assets and alternative investment funds, such as hedge funds and private equity funds, and lower fees earned on fixed income and cash management products.

The Company earns performance-based incentive fees on various investment products, including traditional products and alternative investment funds, such as hedge funds and private equity funds.

For hedge funds, incentive fees are calculated based on a specified percentage of a fund's net appreciation, in some cases in excess of established benchmarks or thresholds. The Company records incentive fees on traditional products and hedge funds at the end of the relevant performance measurement period, when potential uncertainties regarding the ultimately realizable amounts have been determined. The incentive fee measurement period is generally an annual period (unless an account terminates or redemption occurs during the year). The incentive fees received at the end of the measurement period are not subject to reversal or payback. Incentive fees on hedge funds are often subject to loss carryforward provisions in which losses incurred by the hedge funds in any year are applied against certain gains realized by the hedge funds in future periods before any further incentive fees can be earned.

For private equity funds, incentive fees may be earned in the form of a "carried interest" if profits arising from realized investments exceed a specified threshold. Typically, such carried interest is ultimately calculated on a whole-fund or investment by investment basis and, therefore, clawback of carried interest toward the end of the life of the fund can occur. As a result, the Company recognizes incentive fees earned on our private equity funds only when it is probable that a clawback will not occur.

Corporate segment net revenue consists primarily of interest income and interest expense, investment gains and losses on the Company's investments to seed strategies in our Asset Management business, net of hedging activities, and principal investments in private equity funds, as well as gains and losses on investments held in connection with Lazard Fund Interests ("LFI"). Corporate net revenue can fluctuate due to changes in the fair value of debt and equity securities, as well as due to changes in interest and currency exchange rates and the levels of cash, investments and indebtedness.

We use "adjusted net revenue", a non-GAAP measure, for comparison of revenues between periods. For the reconciliations and calculations with respect to "adjusted net revenue" and related ratios to "adjusted net revenue," see the table under "Consolidated Results of Operations" below.

Operating Expenses

The majority of Lazard's operating expenses relate to compensation and benefits for managing directors and employees. Our compensation and benefits expense includes (i) salaries and benefits, (ii) amortization of the relevant portion of previously granted deferred incentive compensation awards, including (a) share-based incentive compensation under Lazard's 2018 Incentive Compensation Plan, as amended (the "2018 Plan") and (b) LFI and other similar deferred compensation arrangements, (iii) a provision for discretionary or guaranteed cash bonuses and profit pools and (iv) when applicable, severance payments and cash retention awards. Compensation expense in any given period is dependent on many factors, including general economic and market conditions, our actual and forecasted operating and financial performance, staffing levels, estimated forfeiture rates, competitive pay conditions and the nature of revenues earned, as well as the mix between current and deferred compensation. See Note 16 of Notes to Consolidated Financial Statements.

We use "adjusted compensation and benefits expense" and the ratio of "adjusted compensation and benefits expense" to "adjusted net revenue," both non-GAAP measures, for comparison of compensation and benefits expense between periods. For the reconciliations and calculations with respect to "adjusted compensation and benefits expense" and related ratios to "adjusted net revenue," see the table under "Consolidated Results of Operations" below.

Compensation and benefits expense is the largest component of our operating expenses. We seek to maintain discipline with respect to compensation, including the rate at which we award deferred compensation. We focus on a ratio of adjusted compensation and benefits expense to adjusted net revenue to manage costs, balancing a view of current conditions in the market for talent alongside our objective to drive long-term shareholder value. Our practice is to pay our

employees competitively to foster retention and motivate performance and, in doing so, we look to the market for talent and other factors, which are typically correlated with industry revenues, but may vary year by year. At the same time, the amount of compensation we award in a particular year is, in part, deferred and amortized over the successive years. Increased competition for professionals, changes in the macroeconomic environment or the financial markets generally, lower adjusted net revenue resulting from, for example, a decrease in M&A activity, our share of the M&A market or our AUM levels, changes in the mix of revenues from our businesses, investments in our businesses or various other factors could prevent us from achieving this goal.

Our operating expenses also include "non-compensation expense", which includes costs for occupancy and equipment, marketing and business development, technology and information services, professional services, fund administration and outsourced services, and other expenses. Our occupancy costs represent a significant portion of our aggregate operating expenses and are subject to change from time to time, particularly as leases for real property expire and are renewed or replaced with new, long-term leases for the same or other real property. Our operating expenses also include our "benefit pursuant to tax receivable agreement obligation".

We believe that "adjusted non-compensation expense", a non-GAAP measure, when presented in conjunction with measures prepared in accordance with accounting principles generally accepted in the United States of America ("U.S. GAAP"), provides a meaningful and useful basis for our investors to assess our operating results. For calculations with respect to "adjusted non-compensation expense", see the table under "Consolidated Results of Operations" below.

Cost-Saving Initiatives

The Company conducted firm-wide cost-saving initiatives over the course of 2023, which were completed during the first quarter of 2024. See Note 18 of Notes to Consolidated Financial Statements.

Provision for Income Taxes

Lazard, Inc. is subject to U.S. federal income taxes on all of its income and, through its subsidiaries, is also subject to state and local taxes on its income apportioned to various state and local jurisdictions. Lazard Group LLC operates principally through subsidiary corporations, including through those domiciled outside the U.S., that are subject to local income taxes in foreign jurisdictions. In addition, Lazard Group LLC is subject to Unincorporated Business Tax attributable to its operations apportioned to New York City.

Additionally, the Organization for Economic Cooperation and Development (the "OECD") reached agreement among various countries, including the EU member states, to establish a 15% minimum tax on certain multinational companies, commonly called "Pillar Two". We are continuing to monitor Pillar Two legislative developments and their impact on future periods.

See "Critical Accounting Policies and Estimates—Income Taxes" below and Notes 19 and 21 of Notes to Consolidated Financial Statements for additional information regarding income taxes, our deferred tax assets and the tax receivable agreement obligation.

Net Income Attributable to Noncontrolling Interests

Noncontrolling interests primarily consist of (i) amounts related to Edgewater's management vehicles that the Company is deemed to control but not own, (ii) profits interest participation rights and (iii) consolidated VIE interests held by employees. See Notes 15 and 24 of Notes to Consolidated Financial Statements for information regarding the Company's noncontrolling interests and consolidated VIEs.

Consolidated Results of Operations

Lazard's consolidated financial statements are presented in U.S. Dollars. Many of our non-U.S. subsidiaries have a functional currency (*i.e.*, the currency in which operational activities are primarily conducted) that is other than the U.S. Dollar, generally the currency of the country in which the subsidiaries are domiciled. Such subsidiaries' assets and liabilities are translated into U.S. Dollars using exchange rates as of the respective balance sheet date, while revenue and expenses are translated at average exchange rates during the respective periods based on the daily closing exchange rates. Adjustments that result from translating amounts from a subsidiary's functional currency are reported as a component of stockholders' equity. Foreign currency remeasurement gains and losses on transactions in non-functional currencies are included in the consolidated statements of operations.

The consolidated financial statements are prepared in conformity with U.S. GAAP. Selected financial data derived from the Company's reported consolidated results of operations is set forth below, followed by a more detailed discussion of both the consolidated and business segment results.

	Year Ended December 31,		
	2025	2024	2023
	($ in thousands)		
Net Revenue	$ 3,098,847	$ 3,051,837	$ 2,515,489
Operating Expenses:			
Compensation and benefits	2,085,384	2,003,212	1,946,010
Non-compensation	704,640	670,390	693,330
Benefit pursuant to tax receivable agreement obligation	(18,775)	(8,237)	(43,894)
Total operating expenses	2,771,249	2,665,365	2,595,446
Operating Income (Loss)	327,598	386,472	(79,957)
Provision (benefit) for income taxes	76,578	99,764	(22,650)
Net Income (Loss)	251,020	286,708	(57,307)
Less - Net Income Attributable to Noncontrolling Interests	14,189	6,796	18,172
Net Income (Loss) Attributable to Lazard	$ 236,831	$ 279,912	$ (75,479)
Operating Income (Loss), as a % of net revenue	10.6 %	12.7 %	(3.2)%

The tables below describe the components of adjusted net revenue, adjusted compensation and benefits expense, adjusted non-compensation expense, adjusted operating income and related key ratios, which are non-GAAP measures used by the Company to manage its business. We believe such non-GAAP measures in conjunction with U.S. GAAP measures provide a meaningful and useful basis for comparison between present, historical and future periods, as described above.

	Year Ended December 31,		
	2025	2024	2023
	($ in thousands)		
Lazard, Inc. Adjusted Net Revenue:			
Net revenue - U.S. GAAP basis	$ 3,098,847	$ 3,051,837	$ 2,515,489
Adjustments:			
Revenue related to noncontrolling interests and similar arrangements (a)	(45,847)	(29,553)	(30,190)
Gains related to LFI and other similar arrangements (b)	(24,324)	(16,176)	(41,463)
Distribution fees, reimbursable deal costs, provision for credit losses and other (c)	(86,145)	(90,665)	(105,681)
Interest expense (d)	87,282	87,795	77,457
Asset impairment charges	–	–	19,129
Losses associated with cost-saving initiatives (e)	–	587	4,878
Gain on sale of property (f)	–	(114,271)	–
Total adjustments (g)	(69,034)	(162,283)	(75,870)
Adjusted net revenue (h)	$ 3,029,813	$ 2,889,554	$ 2,439,619

(a) Revenue related to the consolidation of noncontrolling interests and similar arrangements are excluded from adjusted net revenue because the Company has no economic interest in such amounts.

(b) Represents changes in the fair value of investments held in connection with LFI and other similar deferred compensation arrangements, for which a corresponding equal amount is excluded from compensation and benefits expense.

(c) Represents certain distribution, introducer and management fees paid to third parties, reimbursable deal costs and provision for credit losses relating to fees and other receivables that are deemed uncollectible, for which an equal amount is excluded for purposes of determining adjusted non-compensation expense.

(d) Interest expense (excluding interest expense incurred by LFB) is added back in determining adjusted net revenue because such expense relates to corporate financing activities and is not considered to be a cost directly related to the revenue of our business.

(e) Represents losses associated with the closing of certain offices as part of the cost-saving initiatives, primarily consisting of the reclassification of currency translation adjustments to earnings from accumulated other comprehensive losses in the years ended December 31, 2024 and 2023 and transactions related to foreign currency exchange in the year ended December 31, 2023.

(f) Represents gain on the sale of an owned office building.

(g) Total adjustments equal the “other segment items” in Note 23 of Notes to Consolidated Financial Statements.

(h) Adjusted net revenue is a non-GAAP measure.

	Year Ended December 31,		
	2025	2024	2023
	($ in thousands)		
Lazard, Inc. Adjusted Compensation and Benefits Expense:			
Total compensation and benefits expense	$ 2,085,384	$ 2,003,212	$ 1,946,010
Adjustments:			
Compensation and benefits expense related to noncontrolling interests and similar arrangements (a)	(26,081)	(19,961)	(9,233)
Charges pertaining to LFI and other similar arrangements (b)	(24,324)	(16,176)	(41,463)
Expenses associated with senior management transition (c)	(50,124)	–	(10,674)
Expenses associated with cost-saving initiatives	–	(46,610)	(182,103)
Expenses associated with sale of property (d)	–	(17,002)	–
Adjusted compensation and benefits expense (e)	$ 1,984,855	$ 1,903,463	$ 1,702,537
Adjusted compensation and benefits expense, as a % of adjusted net revenue (e)	65.5 %	65.9 %	69.8 %

(a) Expenses related to the consolidation of noncontrolling interests and similar arrangements are excluded because the Company has no economic interest in such amounts.

(b) Represents changes in the fair value of the compensation liability recorded in connection with LFI and other similar deferred incentive compensation awards, for which a corresponding equal amount is excluded from adjusted net revenue.

(c) Represents expenses associated with the departure of certain executive officers.

(d) Represents estimated statutory profit-sharing expenses associated with the sale of an owned office building.

(e) Adjusted compensation and benefits expense and adjusted compensation and benefits expense, as a percentage of adjusted net revenue are non-GAAP measures.

	Year Ended December 31,		
	2025	2024	2023
	($ in thousands)		
Lazard, Inc. Adjusted Non-Compensation Expense:			
Total non-compensation expense	$ 704,640	$ 670,390	$ 693,330
Adjustments:			
Non-compensation expense related to noncontrolling interests and similar arrangements (a)	(5,582)	(2,805)	(2,788)
Distribution fees, reimbursable deal costs, provision for credit losses and other (b)	(86,145)	(90,665)	(105,681)
Amortization and other acquisition-related costs	(105)	(242)	(334)
Expenses associated with cost-saving initiatives	–	(1,532)	(13,023)
Adjusted non-compensation expense (c)	$ 612,808	$ 575,146	$ 571,504
Adjusted non-compensation expense, as a % of adjusted net revenue (c)	20.2 %	19.9 %	23.4 %

(a) Expenses related to the consolidation of noncontrolling interests and similar arrangements are excluded because the Company has no economic interest in such amounts.

(b) Represents certain distribution, introducer and management fees paid to third parties, reimbursable deal costs and provision for credit losses relating to fees and other receivables that are deemed uncollectible, for which an equal amount is included for purposes of determining adjusted net revenue.

(c) Adjusted non-compensation expense and adjusted non-compensation expense, as a percentage of adjusted net revenue are non-GAAP measures.

	Year Ended December 31,		
	2025	2024	2023
	($ in thousands)		
Lazard, Inc. Adjusted Operating Income:			
Operating income (loss)	$ 327,598	$ 386,472	$ (79,957)
Adjustments:			
Operating income related to noncontrolling interests and similar arrangements	(14,184)	(6,787)	(18,169)
Interest expense	87,282	87,795	77,457
Amortization and other acquisition-related costs	105	242	334
Expenses associated with senior management transition	50,124	–	10,674
Asset impairment charges	–	–	19,129
Losses associated with cost-saving initiatives	–	587	4,878
Expenses associated with cost saving initiatives	–	48,142	195,126
Gain on sale of property	–	(114,271)	–
Expenses associated with sale of property	–	17,002	–
Benefit pursuant to tax receivable agreement obligation (a)	(18,775)	(8,237)	(43,894)
Adjusted operating income (b)	$ 432,150	$ 410,945	$ 165,578
Adjusted operating income, as a % of adjusted net revenue (b)	14.3 %	14.2 %	6.8 %

(a) Represents the effect of the periodic revaluation of the TRA liability.

(b) Adjusted operating income and adjusted operating income, as a percentage of adjusted net revenue are non-GAAP measures.

Headcount information is set forth below:

	As of December 31,		
	2025	2024	2023
Headcount:			
Managing Directors:			
Financial Advisory	216	194	210
Asset Management	124	124	114
Corporate	22	21	26
Total Managing Directors	362	339	350
Other Business Segment Professionals and Support Staff:			
Financial Advisory	1,358	1,363	1,393
Asset Management	1,160	1,117	1,107
Corporate	429	444	441
Total	3,309	3,263	3,291

A review of our operating results for the year ended December 31, 2025 compared to our operating results for the year ended December 31, 2024 appears below. A detailed review of our operating results for the year ended December 31, 2024 compared to the year ended December 31, 2023 is set forth in Part II, Item 7 of our Annual Report on Form 10-K for the year ended December 31, 2024 under the caption “Management’s Discussion and Analysis of Financial Condition and Results of Operations—Operating Results”.

Lazard, Inc. Operating Results

Year Ended December 31, 2025 versus December 31, 2024

The Company reported net income attributable to Lazard, Inc. of $237 million, as compared to net income attributable to Lazard, Inc. of $280 million in 2024.

Net revenue increased $47 million, or 2%, with adjusted net revenue increasing $140 million, or 5%, as compared to 2024. Investment banking and other advisory fees increased $73 million, or 4%, as compared to 2024. Asset management fees, including incentive fees, increased $81 million, or 7%, as compared to 2024. In the aggregate, interest income, other revenue and interest expense decreased $107 million, or 56%, as compared to 2024, primarily due to a gain on the sale of an owned office building of $114 million in 2024.

Compensation and benefits expense increased $82 million, or 4%, as compared to 2024.

Adjusted compensation and benefits expense (which excludes certain items and which we believe allows for improved comparability between periods, as described above) was $1,985 million, an increase of $81 million, or 4%, as compared to $1,903 million in 2024. The ratio of adjusted compensation and benefits expense to adjusted net revenue was 65.5% for 2025, as compared to 65.9% for 2024.

Non-compensation expense increased $34 million, or 5%, as compared to 2024. Adjusted non-compensation expense increased $38 million, or 7%, as compared to 2024. Such increases in non-compensation expense and adjusted non-compensation expense were primarily due to increased marketing and business development, fund administration and outsourced services and technology and information services expenses. The ratio of adjusted non-compensation expense to adjusted net revenue was 20.2% for 2025, as compared to 19.9% for 2024.

The benefit pursuant to tax receivable agreement obligation increased $11 million as compared to 2024 resulting from the periodic revaluation of the TRA liability.

Operating income decreased $59 million, or 15%, as compared to 2024.

Adjusted operating income increased $21 million, or 5%, as compared to 2024, and as a percentage of adjusted net revenue was 14.3%, as compared to 14.2% in 2024.

The provision for income taxes reflects an effective tax rate of 23.4%, as compared to 25.8% in 2024. See Note 19 of Notes to Consolidated Financial Statements.

Net income attributable to noncontrolling interests increased $7 million as compared to 2024.

For additional discussion of the drivers of our adjusted operating results for the period, see “Business Segments” below.

Business Segments

The following is a discussion of net revenue, adjusted net revenue, adjusted compensation and benefits expense, adjusted non-compensation expense, and adjusted operating income (loss) for the Company’s segments: Financial Advisory, Asset Management and Corporate. Adjusted compensation and benefits expense and adjusted non-compensation expense include costs directly incurred by each segment, with certain adjustments.

Adjusted net revenue, adjusted operating income (loss), and adjusted operating income as a percentage of adjusted net revenue, are non-GAAP measures in the tables below.

Financial Advisory

The following table summarizes the adjusted operating results attributable to the Financial Advisory segment:

	Year Ended December 31,		
	2025	2024	2023
	($ in thousands)		
Net revenue - U.S. GAAP basis	$ 1,834,303	$ 1,756,183	$ 1,385,357
Adjustments:			
Reimbursable deal costs, provision for credit losses and other	(9,433)	(25,764)	(30,565)
Interest expense (credit)	(61)	43	219
Losses associated with cost-saving initiatives	–	587	1,824
Total adjustments (a)	(9,494)	(25,134)	(28,522)
Adjusted net revenue (b)	1,824,809	1,731,049	1,356,835
Adjusted compensation and benefits expense	1,171,533	1,132,017	1,014,352
Adjusted non-compensation expense	212,025	202,007	193,661
Adjusted operating income (b)	$ 441,251	$ 397,025	$ 148,822
Adjusted operating income, as a % of adjusted net revenue (b)	24.2 %	22.9 %	11.0 %

(a) Total adjustments equal the "other segment items" in Note 23 of Notes to Consolidated Financial Statements. See "Consolidated Results of Operations" above for further information on the adjustments.

(b) Adjusted net revenue, adjusted operating income, and adjusted operating income as a percentage of adjusted net revenue are non-GAAP measures.

Certain Lazard fee and transaction statistics for the Financial Advisory segment are set forth below:

	Year Ended December 31,		
	2025	2024	2023
Lazard Statistics:			
Number of clients with fees greater than $1 million:			
Financial Advisory	346	344	299
Percentage of total Financial Advisory net revenue from top 10 clients (a)	17%	19%	19%
Number of M&A transactions completed with values greater than $500 million (b)	73	85	55

(a) No individual client constituted more than 10% of our Financial Advisory segment net revenue in the years ended December 31, 2025, 2024 and 2023.

(b) Source: Dealogic as of January 6, 2026.

The geographical distribution of Financial Advisory adjusted net revenue is set forth below in percentage terms and is based on the Lazard offices that generate Financial Advisory adjusted net revenue and therefore may not be reflective of the geography in which the clients are located.

	Year Ended December 31,		
	2025	2024	2023
Americas	60%	60%	55%
EMEA	39	39	44
Asia Pacific	1	1	1
Total	100%	100%	100%

The Company's managing directors and many of its professionals have significant experience, and many of them are able to use this experience to advise on a combination of M&A, restructuring and other strategic advisory matters, depending on clients' needs. This adaptability enables Lazard to more effectively deploy its professionals based on the often counter-cyclical nature of restructuring as compared to our M&A business. While Lazard measures revenue by practice area, Lazard does not separately measure the costs or profitability of M&A services as compared to restructuring or other services. Accordingly, Lazard measures performance in its Financial Advisory segment based on overall segment adjusted net revenue and adjusted operating income margins.

Financial Advisory Results of Operations

Year Ended December 31, 2025 versus December 31, 2024

Financial Advisory net revenue increased $78 million, or 4%, as compared to 2024. Financial Advisory adjusted net revenue increased $94 million, or 5%, as compared to 2024. The increase in Financial Advisory net revenue and adjusted net revenue was primarily attributable to an increase in the average fee for completed non-M&A transactions as compared to 2024.

Adjusted compensation and benefits expense increased $40 million, or 3%, as compared to 2024, primarily driven by increased adjusted net revenue.

Adjusted non-compensation expense increased $10 million, or 5%, as compared to 2024, primarily due to increased marketing and business development expenses.

Adjusted operating income was $441 million, an increase of $44 million, or 11%, as compared to adjusted operating income of $397 million in 2024, and as a percentage of adjusted net revenue was 24.2%, as compared to 22.9% in 2024.

Asset Management

Assets Under Management

AUM primarily consists of debt and equity instruments, which have a value that is readily available based on either prices quoted on a recognized exchange or prices provided by external pricing services.

Prices of equity and debt securities and other instruments that comprise our AUM are provided by independent, third-party vendors. Such third-party vendors rely on prices provided by external pricing services which are obtained from recognized exchanges or markets, or, for certain fixed income securities, from evaluated bids or other similarly sourced prices.

Either directly, or through our third-party vendors, we perform a variety of regular due diligence procedures on our pricing service providers.

The following table shows the composition of AUM for the Asset Management segment (see Item 1, "Business—Principal Business Lines—Asset Management—Investment Strategies"):

	As of December 31,		
	2025	2024	2023
	($ in millions)		
AUM by Asset Class:			
Equity:			
Emerging Markets	$ 41,121	$ 27,926	$ 25,288
Global	69,192	49,058	53,528
Local	36,973	49,750	52,208
Multi-Regional	51,970	48,204	59,114
Total Equity	199,256	174,938	190,138
Fixed Income:			
Emerging Markets	4,856	6,919	9,525
Global	12,038	11,138	10,762
Local	5,166	5,617	6,080
Multi-Regional	23,582	19,612	21,740
Total Fixed Income	45,642	43,286	48,107
Alternative Investments	3,842	2,917	3,330
Private Wealth Alternative Investments	3,343	3,097	2,799
Private Equity	1,576	1,514	1,623
Cash Management	641	569	654
Total AUM	$ 254,300	$ 226,321	$ 246,651

Total AUM at December 31, 2025 was $254 billion, an increase of $28 billion, or 12%, as compared to total AUM of $226 billion at December 31, 2024, due to market and foreign exchange appreciation, partially offset by net outflows. Average AUM for the year ended December 31, 2025 increased $4 billion, or 2%, as compared to 2024.

As of December 31, 2025 and 2024, approximately $25 billion and $22 billion, respectively, were in products or portfolios considered multi-asset in nature.

Our top ten clients accounted for 24%, 32% and 29% of our total AUM at December 31, 2025, 2024 and 2023, respectively.

As of both December 31, 2025 and 2024, approximately 82% of our AUM was managed on behalf of institutional and intermediary clients, including corporations, labor unions, pension funds, insurance companies and banks, and through sub-advisory relationships, mutual fund sponsors, broker-dealers and registered advisors. As of both December 31, 2025 and 2024, approximately 18% of our AUM was managed on behalf of individual client relationships.

As of December 31, 2025, AUM with foreign currency exposure represented approximately 67% of our total AUM as compared to 62% at December 31, 2024. AUM with foreign currency exposure generally declines in value with the strengthening of the U.S. Dollar and increases in value as the U.S. Dollar weakens, with all other factors held constant.

The following is a summary of changes in AUM by asset class for the years ended December 31, 2025, 2024 and 2023:

	Year Ended December 31, 2025						
	AUM Beginning Balance	Inflows	Outflows	Net Flows	Market Value Appreciation/ (Depreciation)	Foreign Exchange Appreciation/ (Depreciation)	AUM Ending Balance
	($ in millions)						
Equity	$ 174,938	$ 50,087	$ (64,795)	$ (14,708)	$ 32,448	$ 6,578	$ 199,256
Fixed Income	43,286	10,533	(14,432)	(3,899)	2,024	4,231	45,642
Other	8,097	2,604	(2,117)	487	530	288	9,402
Total	$ 226,321	$ 63,224	$ (81,344)	$ (18,120)	$ 35,002	$ 11,097	$ 254,300

Net flows were primarily driven by the Local, Multi-Regional and Global Equity platforms.

	Year Ended December 31, 2024						
	AUM Beginning Balance	Inflows	Outflows	Net Flows	Market Value Appreciation/ (Depreciation)	Foreign Exchange Appreciation/ (Depreciation)	AUM Ending Balance
	($ in millions)						
Equity	$ 190,138	$ 24,698	$ (57,064)	$ (32,366)	$ 22,744	$ (5,578)	$ 174,938
Fixed Income	48,107	8,221	(10,861)	(2,640)	276	(2,457)	43,286
Other	8,406	1,899	(2,569)	(670)	436	(75)	8,097
Total	$ 246,651	$ 34,818	$ (70,494)	$ (35,676)	$ 23,456	$ (8,110)	$ 226,321

	Year Ended December 31, 2023						
	AUM Beginning Balance	Inflows	Outflows	Net Flows	Market Value Appreciation/ (Depreciation)	Foreign Exchange Appreciation/ (Depreciation)	AUM Ending Balance
	($ in millions)						
Equity	$ 167,395	$ 24,545	$ (31,097)	$ (6,552)	$ 28,125	$ 1,170	$ 190,138
Fixed Income	43,386	9,476	(9,192)	284	3,236	1,201	48,107
Other	5,344	5,233	(2,507)	2,726	290	46	8,406
Total	$ 216,125	$ 39,254	$ (42,796)	$ (3,542)	$ 31,651	$ 2,417	$ 246,651

Average AUM for the years ended December 31, 2025, 2024 and 2023 for each significant asset class is set forth below. Average AUM generally represents the average of the monthly ending AUM balances for the period.

	Year Ended December 31,		
	2025	2024	2023
	($ in millions)		
Average AUM by Asset Class:			
Equity	$ 192,126	$ 188,445	$ 179,435
Fixed Income	45,782	46,383	45,842
Alternative Investments	3,474	3,040	3,792
Private Wealth Alternative Investments	3,152	2,923	2,276
Private Equity	1,510	1,509	1,121
Cash Management	807	703	632
Total Average AUM	$ 246,851	$ 243,003	$ 233,098

The following table summarizes the adjusted operating results attributable to the Asset Management segment:

	Year Ended December 31,		
	2025	2024	2023
	($ in thousands)		
Net revenue - U.S. GAAP basis	$ 1,274,726	$ 1,186,977	$ 1,151,496
Adjustments:			
Revenue related to noncontrolling interests and similar arrangements	(32,272)	(22,214)	(16,332)
Distribution fees and other	(76,712)	(64,901)	(67,616)
Interest expense	21	12	11
Total adjustments (a)	(108,963)	(87,103)	(83,937)
Adjusted net revenue (b)	1,165,763	1,099,874	1,067,559
Adjusted compensation and benefits expense	640,804	603,333	545,308
Adjusted non-compensation expense	255,673	229,960	218,903
Adjusted operating income (b)	$ 269,286	$ 266,581	$ 303,348
Adjusted operating income, as a % of adjusted net revenue (b)	23.1 %	24.2 %	28.4 %

(a) Total adjustments equal the “other segment items” in Note 23 of Notes to Consolidated Financial Statements. See “Consolidated Results of Operations” above for further information on the adjustments.

(b) Adjusted net revenue, adjusted operating income, and adjusted operating income as a percentage of adjusted net revenue are non-GAAP measures.

No individual client constituted more than 10% of our Asset Management segment net revenue in the years ended December 31, 2025, 2024 and 2023.

The geographical distribution of Asset Management adjusted net revenue is set forth below in percentage terms, and is based on the Lazard offices that manage and distribute the respective AUM amounts. Such geographical distribution may not be reflective of the geography of the investment products or clients.

	Year Ended December 31,		
	2025	2024	2023
Americas	44 %	44 %	43 %
EMEA	42	43	44
Asia Pacific	14	13	13
Total	100 %	100 %	100 %

Asset Management Results of Operations

Year Ended December 31, 2025 versus December 31, 2024

Asset Management net revenue increased $88 million, or 7%, as compared to 2024. Asset Management adjusted net revenue increased $66 million, or 6%, as compared to 2024. Management fees and other revenue, on an adjusted basis, was $1,107 million, an increase of $50 million, or 5%, as compared to $1,057 million in 2024. Incentive fees, on an adjusted basis, were $59 million, an increase of $16 million, as compared to $43 million in 2024.

Adjusted compensation and benefits expense increased $37 million, or 6%, as compared to 2024, primarily driven by increased adjusted net revenue.

Adjusted non-compensation expense increased $26 million, or 11%, as compared to 2024, primarily due to continued investments in technology, higher mutual fund servicing fees, which were largely driven by an increase in AUM, and increased marketing and business development expenses.

Asset Management adjusted operating income was $269 million, an increase of $3 million, or 1%, as compared to adjusted operating income of $267 million in 2024, and as a percentage of adjusted net revenue was 23.1%, as compared to 24.2% in 2024.

On February 13, 2026, the Company completed the sale of a controlling stake in the Edgewater management vehicles and will no longer consolidate Edgewater into its financial results. The Company’s total AUM of $254 billion as of December 31, 2025 included $1.5 billion related to Edgewater. Edgewater is not material to our ongoing business activities.

Corporate

The following table summarizes the reported adjusted operating results attributable to the Corporate segment:

	Year Ended December 31,		
	2025	2024	2023
	($ in thousands)		
Net revenue (loss) - U.S. GAAP basis	$ (10,182)	$ 108,677	$ (21,364)
Adjustments:			
Revenue related to noncontrolling interests and similar arrangements	(13,575)	(7,339)	(13,858)
Gains related to LFI and other similar arrangements	(24,324)	(16,176)	(41,463)
Interest expense	87,322	87,740	77,227
Provision for credit losses and other	–	–	(7,500)
Asset impairment charges	–	–	19,129
Losses associated with cost-saving initiatives	–	–	3,054
Gain on sale of property	–	(114,271)	–
Total adjustments (a)	49,423	(50,046)	36,589
Adjusted net revenue (b)	39,241	58,631	15,225
Adjusted compensation and benefits expense	172,518	168,113	142,877
Adjusted non-compensation expense	145,110	143,179	158,940
Adjusted operating loss (b)	$ (278,387)	$ (252,661)	$ (286,592)

(a) Total adjustments equal the "other segment items" in Note 23 of Notes to Consolidated Financial Statements. See "Consolidated Results of Operations" above for further information on the adjustments.

(b) Adjusted net revenue and adjusted operating loss are non-GAAP measures.

Corporate Results of Operations

Year Ended December 31, 2025 versus December 31, 2024

Corporate net revenue decreased $119 million as compared to 2024, primarily due to a gain on the sale of an owned office building of $114 million in 2024. Corporate adjusted net revenue decreased $19 million as compared to 2024. Both net revenue and adjusted net revenue reflect lower interest and dividend income and lower investment gains in 2025 as compared to 2024.

Adjusted compensation and benefits expense, including centrally managed costs, increased $4 million, or 3%, as compared to 2024.

Adjusted non-compensation expense, including centrally managed costs, increased $2 million, or 1%, as compared to 2024.

Cash Flows

The Company's cash flows are influenced primarily by the timing of the receipt of Financial Advisory and Asset Management fees, the timing of distributions to shareholders, payments of incentive compensation to managing directors and employees and purchases of common stock. M&A and other advisory and Asset Management fees are generally collected within 60 days of billing, while Restructuring fee collections may extend beyond 60 days, particularly those that involve bankruptcies with court-ordered holdbacks. Fees from our Private Capital Advisory activities are generally collected over a four-year period from billing and typically include an interest component.

The Company makes cash payments for a significant portion of its compensation with respect to the prior year's results during the first three months of each calendar year. See the Consolidated Financial Statements—Consolidated Statements of Cash Flows for further detail.

Summary of Cash Flows:

	Year Ended December 31,		
	2025	2024	2023
	($ in millions)		
Cash Provided By (Used In):			
Operating activities:			
Net income (loss)	$ 251	$ 287	$ (57)
Adjustments to reconcile net income to net cash provided by operating activities (a)	562	440	463
Other operating activities (b)	(293)	16	(241)
Net cash provided by operating activities	520	743	165
Investing activities	(82)	134	(38)
Financing activities (c)	(463)	(440)	(1,571)
Effect of exchange rate changes	87	(53)	30
Net Increase (Decrease) in Cash and Cash Equivalents and Restricted Cash	62	384	(1,414)
Cash and Cash Equivalents and Restricted Cash (d):			
Beginning of Period	1,609	1,225	2,639
End of Period	$ 1,671	$ 1,609	$ 1,225

(a) Consists primarily of amortization of deferred expenses and share-based incentive compensation, noncash lease expenses, depreciation and amortization of property, gain on sale of an owned office building in 2024 and deferred tax provision (benefit).

(b) Includes net changes in operating assets and liabilities.

(c) Consists primarily of purchases of shares of common stock, tax withholdings related to the settlement of vested RSUs and vested performance-based restricted stock units ("PRSUs"), common stock dividends, changes in customer deposits, activity related to borrowings (including in 2025 and 2024, the issuance of the 2035 Notes and 2031 Notes, respectively, and the redemption of the 2027 Notes and the 2025 Notes), distributions to redeemable noncontrolling interests associated with LGAC's redemption of all its outstanding Class A ordinary shares in 2023.

(d) Consists of cash and cash equivalents, deposits with banks and short-term investments and restricted cash.

Liquidity and Capital Resources

Sources and Uses of Liquidity

Net revenue, operating income and cash receipts fluctuate significantly between periods and could be affected by various risks and uncertainties. While cash flow from Asset Management activities is relatively stable, in the case of Financial Advisory, fee receipts are generally dependent upon the successful completion of client transactions, the occurrence and timing of which is not subject to Lazard's control.

Liquidity is significantly impacted by cash payments for compensation, a significant portion of which are made during the first three months of the year. As a consequence, cash on hand generally declines in the beginning of the year and gradually builds over the remainder of the year. We also make payments during the year on behalf of certain managing directors for their estimated taxes, which serve to reduce their respective incentive compensation payments.

Liquidity is also affected by the level of LFB customer-related demand deposits, primarily from clients and funds managed by LFG. To the extent that such deposits rise or fall, and assuming unchanged asset allocation, this has a corresponding impact on liquidity held at LFB, with the majority of such amounts generally being recorded in "deposits with banks and short-term investments". LFB is subject to, and in compliance with, regulatory liquidity coverage ratios and liquidity levels are monitored on a daily basis.

We regularly monitor our liquidity position, including cash levels, lease obligations, investments and related hedges, credit lines, principal investment commitments, interest and principal payments on debt, capital expenditures,

dividend payments, purchases of shares of common stock, compensation and other matters relating to liquidity and compliance with regulatory net capital requirements. At December 31, 2025, Lazard had approximately $1,469 million of cash and cash equivalents, including approximately $745 million held at Lazard's operations outside the U.S. Lazard provides for income taxes on substantially all of its foreign earnings and we expect that no material amount of additional taxes would be recognized upon receipt of dividends or distributions of such earnings from our foreign operations.

As of December 31, 2025, the Company's remaining lease obligations were $81 million for 2026, $157 million from 2027 through 2028, $140 million from 2029 through 2030 and $201 million from 2030 through 2039.

As of December 31, 2025, Lazard had approximately $210 million in unused lines of credit available to it, including a $200 million, five-year, senior revolving credit facility under the Second Amended and Restated Credit Agreement among Lazard Group LLC, the Banks from time to time party thereto and Citibank, N.A., as Administrative Agent (as amended from time to time, the "Second Amended and Restated Credit Agreement").

The Second Amended and Restated Credit Agreement contains customary terms and conditions, including limitations on consolidations, mergers, indebtedness and certain payments, as well as financial condition covenants relating to leverage and interest coverage ratios. Lazard Group's obligations under the Second Amended and Restated Credit Agreement may be accelerated upon customary events of default, including non-payment of principal or interest, breaches of covenants, cross-defaults to other material debt, a change in control and specified bankruptcy events. Borrowings under the Second Amended and Restated Credit Agreement generally will bear interest at adjusted term SOFR plus an applicable margin for specific interest periods determined based on Lazard Group's highest credit rating from an internationally recognized credit agency.

The Second Amended and Restated Credit Agreement includes financial covenants that require that Lazard Group LLC not permit (i) its Consolidated Leverage Ratio (as defined in the Second Amended and Restated Credit Agreement) for the 12-month period ending on the last day of any fiscal quarter to be greater than 3.25 to 1.00, provided that the Consolidated Leverage Ratio may be greater than 3.25 to 1.00 for four (consecutive or nonconsecutive) quarters so long as it is not greater than 3.50 to 1.00 on the last day of any such quarter, or (ii) its Consolidated Interest Coverage Ratio (as defined in the Second Amended and Restated Credit Agreement) for the 12-month period ending on the last day of any fiscal quarter to be less than 3.00 to 1.00. No amounts were outstanding under the Second Amended and Restated Credit Agreement as of December 31, 2025.

In addition, the Second Amended and Restated Credit Agreement contains certain other covenants (none of which relate to financial condition), events of default and other customary provisions. At December 31, 2025, the Company was in compliance with all financial and nonfinancial provisions.

Lazard's annual cash flow generated from operations historically has been sufficient to enable it to meet its annual obligations. We believe that the sources of liquidity described above should be sufficient for us to fund our current obligations for the next 12 months.

See also Notes 10, 14, 16, 17, 19, 21 and 22 of Notes to Consolidated Financial Statements regarding information in connection with leases, commitments, incentive plans, employee benefit plans, income taxes, tax receivable agreement obligations and regulatory requirements, respectively.

Senior Debt

The table below sets forth our corporate indebtedness as of December 31, 2025 and 2024. The agreements with respect to this indebtedness are discussed in more detail in our consolidated financial statements and related notes included elsewhere in this Form 10-K.

		Outstanding as of					
		December 31, 2025			December 31, 2024		
Senior Debt	Annual Interest Rate	Principal	Unamortized Debt Costs	Carrying Value	Principal	Unamortized Debt Costs	Carrying Value
		($ in millions)					
Lazard Group 2027 Senior Notes	3.625 %	$ –	$ –	$ –	$ 300.0	$ 1.2	$ 298.8
Lazard Group 2028 Senior Notes	4.50 %	500.0	2.8	497.2	500.0	3.8	496.2
Lazard Group 2029 Senior Notes	4.375 %	500.0	3.0	497.0	500.0	3.9	496.1
Lazard Group 2031 Senior Notes	6.00 %	400.0	3.4	396.6	400.0	4.1	395.9
Lazard Group 2035 Senior Notes	5.625 %	300.0	2.8	297.2	–	–	–
		$ 1,700.0	$ 12.0	$ 1,688.0	$ 1,700.0	$ 13.0	$ 1,687.0

In the third quarter of 2025, Lazard Group LLC issued $300 million of 5.625% senior notes due in 2035. Lazard Group LLC used the net proceeds from the 2035 Notes to repurchase or redeem all of the issued and outstanding 2027 Notes.

The indenture and supplemental indentures relating to Lazard Group LLC's senior notes contain certain covenants (none of which relate to financial condition), events of default and other customary provisions. At December 31, 2025, the Company was in compliance with all of these provisions. We may, to the extent required and subject to restrictions contained in our financing arrangements, use other financing sources, which may cause us to be subject to additional restrictions or covenants.

Guarantor Information

Lazard, Inc. has provided an unconditional and irrevocable guarantee for the repayment of all the senior notes listed in the table above, and has amended the Second Amended and Restated Credit Agreement, to provide an unconditional and irrevocable guarantee for Lazard Group's obligations under the Second Amended and Restated Credit Agreement. See Note 13 of Notes to Consolidated Financial Statements for additional information regarding senior debt.

As permitted under Rule 13-01 of Regulation S-X, Lazard, Inc. has excluded summarized financial information for Lazard Group because the combined assets, liabilities and results of operations of Lazard Inc. and Lazard Group for the period were not materially different than the corresponding amounts in Lazard, Inc.'s consolidated financial statements presented herein and management believes such summarized financial information would be repetitive and would not provide incremental value to investors.

Stockholders' Equity

At December 31, 2025, total stockholders' equity was $911 million, as compared to $685 million and $482 million at December 31, 2024 and 2023, respectively, including $874 million, $636 million and $424 million attributable to Lazard, Inc. on the respective dates. The net activity in stockholders' equity during the years ended December 31, 2025 and 2024 is reflected in the table below:

	Year Ended December 31,	
	2025	2024
	($ in millions)	
Stockholders' Equity - Beginning of Year	$ 685	$ 482
Increase (decrease) due to:		
Net income (a)	239	281
Other comprehensive income (loss)	55	(37)
Amortization of share-based incentive compensation	360	278
Purchase of common stock	(91)	(60)
Settlement of share-based incentive compensation (b)	(129)	(66)
Common stock dividends	(187)	(179)
Other - net	(21)	(14)
Stockholders' Equity - End of Year	$ 911	$ 685

(a) Excludes net income associated with redeemable noncontrolling interests of $12 million and $6 million in 2025 and 2024, respectively.

(b) The tax withholding portion of share-based compensation is settled in cash, not shares.

See the Consolidated Financial Statements—Consolidated Statements of Changes in Stockholders' Equity and Redeemable Noncontrolling Interests for further detail.

The Board of Directors of Lazard has issued a series of authorizations to repurchase common stock, which help offset the dilutive effect of our share-based incentive compensation plans. The Company aims to repurchase shares to offset dilution from the shares it expects to issue pursuant to such compensation plans in respect of year-end incentive compensation over time. The rate at which the Company purchases shares in connection with this annual objective may vary from period to period due to a variety of factors. Purchases with respect to such program are set forth in the table below:

Year Ended December 31:	Number of Shares Purchased	Average Price Per Share
2023	2,782,662	$ 36.67
2024	1,409,988	$ 42.20
2025	1,897,183	$ 47.97

As of December 31, 2025, a total of $109 million of share repurchase authorization remained available under Lazard, Inc.'s share repurchase program which will expire on December 31, 2026.

During the year ended December 31, 2025, Lazard, Inc. had in place trading plans under Rule 10b5-1 of the Securities Exchange Act of 1934, as amended (the "Exchange Act"), pursuant to which it effected stock repurchases in the open market.

On January 28, 2026, the Board of Directors of Lazard declared a quarterly dividend of $0.50 per share on our common stock. The dividend is payable on February 20, 2026, to stockholders of record on February 9, 2026.

See Notes 15 and 16 of Notes to Consolidated Financial Statements for additional information regarding Lazard's stockholders' equity and incentive plans, respectively.

Regulatory Capital

We actively monitor our regulatory capital base. Our principal subsidiaries are subject to regulatory requirements in their respective jurisdictions to ensure their general financial soundness and liquidity, which require, among other things, that we comply with rules regarding certain minimum capital requirements. These regulatory requirements may restrict the flow of funds to and from affiliates. See Note 22 of Notes to Consolidated Financial Statements for further information. These regulations differ in the U.S., the U.K., France and other countries in which we operate. Our capital structure is designed to provide each of our subsidiaries with capital and liquidity consistent with its business and regulatory requirements. For a discussion of regulations relating to us, see Item 1, "Business—Regulation" included in this Form 10-K.

Critical Accounting Policies and Estimates

The preparation of Lazard's consolidated financial statements, in conformity with U.S. GAAP, requires us to make estimates and assumptions that affect the reported amounts of assets, liabilities, revenue and expenses, and related disclosure of contingent assets and liabilities. On an ongoing basis, Lazard evaluates its estimates, including those related to revenue recognition, the allowance for credit losses, income taxes (including the impact on the tax receivable agreement obligation), and goodwill. Lazard bases these estimates on historical experience and various other assumptions that it believes to be reasonable under the circumstances, the results of which form the basis for making judgments, including judgments regarding the carrying values of assets and liabilities, that are not readily apparent from other sources. Actual results may differ from these estimates.

The following is a description of Lazard's critical accounting estimates and judgments used in the preparation of its consolidated financial statements.

Revenue Recognition

Lazard generates substantially all of its revenue from providing Financial Advisory and Asset Management services to clients. Lazard recognizes revenue in accordance with the criteria in Note 2 of Notes to Consolidated Financial Statements.

Assessment of these criteria requires the application of judgment in determining the timing and amount of revenue recognized, including the probability of collection of fees.

Allowance for Credit Losses

We maintain an allowance for credit losses to provide coverage for estimated losses from our receivables. We determine the adequacy of the allowance under the current expected credit losses ("CECL") guidance by (i) applying a charge-off rate based on historical credit loss experience; (ii) estimating the probability of loss based on our analysis of the client's creditworthiness resulting in specific reserves against exposures where we determine the receivables are uncollectible, which may include situations where a fee is in dispute or litigation has commenced; and (iii) performing qualitative assessments to monitor economic risks that may require additional adjustments.

The allowance for credit losses involves judgment including the incorporation of historical loss experience and assessment of risk characteristics of our clients. The charge-off rate based on historical credit loss experience is an average annual rate estimated using the most recent two years of charge-off data. When assessing risk characteristics of individual clients, we considered the macroeconomic environment in the local market, our collection experience and recent communication with the client, as well as any potential future engagement with the client.

Income Taxes

As part of the process of preparing our consolidated financial statements, we estimate our income taxes for each of our tax-paying entities in its respective jurisdiction. In addition to estimating actual current tax liabilities for these jurisdictions, we also must account for the tax effects of differences between the financial reporting and tax reporting of items, such as basis adjustments, compensation and benefits expense, and depreciation and amortization. Differences which are temporary in nature result in deferred tax assets and liabilities. Significant judgment is required in determining our provision for income taxes, our deferred tax assets and liabilities, any valuation allowance recorded against our deferred tax assets and our unrecognized tax benefits.

We recognize a deferred tax asset if it is more likely than not (defined as a likelihood of greater than 50%) that a tax benefit will be accepted by the relevant taxing authority. The measurement of deferred tax assets and liabilities is based upon currently enacted tax rates in the applicable jurisdictions.

Subsequent to the initial recognition of deferred tax assets, we also must continually assess the likelihood that such deferred tax assets will be realized. If we determine that we may not fully derive the benefit from a deferred tax asset, we consider whether it would be appropriate to apply a valuation allowance against the applicable deferred tax asset, taking into account all available information. The ultimate realization of a deferred tax asset for a particular entity depends, among other things, on the generation of taxable income by such entity in the applicable jurisdiction.

We consider multiple possible sources of taxable income when assessing a valuation allowance against a deferred tax asset. See Note 2 of Notes to Consolidated Financial Statements for additional information on sources of taxable income, and the information considered when assessing whether a valuation allowance is required.

The weight we give to any particular item is, in part, dependent upon the degree to which it can be objectively verified. We give greater weight to the recent results of operations of a relevant entity. Pre-tax operating losses on a three-year cumulative basis or lack of sustainable profitability are considered objectively verifiable evidence and will generally outweigh a projection of future taxable income.

Certain of our tax-paying entities have individually experienced losses on a cumulative three-year basis or have tax attributes that may expire unused. In addition, some of our tax-paying entities have recorded a valuation allowance on substantially all of their deferred tax assets due to the combined effect of operating losses in certain subsidiaries of these entities as well as foreign taxes that together limit their ability to eliminate residual U.S. tax liability. Taking into account all available information, we cannot determine that it is more likely than not that deferred tax assets held by these entities will be realized. Consequently, we have recorded valuation allowances on deferred tax assets held by these entities as of December 31, 2025.

We record tax positions taken or expected to be taken in a tax return based upon our estimates regarding the amount that is more likely than not to be realized or paid, including in connection with the resolution of any related appeals or other legal processes. Accordingly, we recognize liabilities for certain unrecognized tax benefits based on the amounts that are more likely than not to be settled with the relevant taxing authority. Such liabilities are evaluated periodically as new information becomes available and any changes in the amounts of such liabilities are recorded as adjustments to “income tax expense.” Liabilities for unrecognized tax benefits involve significant judgment and the ultimate resolution of such matters may be materially different from our estimates.

In addition to the discussion above regarding deferred tax assets and associated valuation allowances, as well as unrecognized tax benefit liability estimates, other factors affect our provision for income taxes, including changes in the geographic mix of our business, the level of our annual pre-tax income, transfer pricing and intercompany transactions.

See Item 1A, “Risk Factors” and Note 19 of Notes to Consolidated Financial Statements for additional information related to income taxes.

Tax Receivable Agreement

The Second Amended and Restated Tax Receivable Agreement, dated as of October 26, 2015 (the “TRA”), between Lazard and LTBP Trust (the “Trust”) provides for payments by our subsidiaries to the owners of the Trust, who include one of our executive officers.

The amount of the TRA liability is an undiscounted amount based upon current tax laws and the structure of the Company and various assumptions regarding potential future operating profitability. The assumptions reflected in the estimate involve significant judgment, and as such, the actual amount and timing of payments under the TRA could differ materially from our estimates. See Note 21 of Notes to Consolidated Financial Statements for additional information regarding the TRA.

The Company currently expects that approximately $10 million of such obligation will be paid within the next 12 months.

Goodwill

Goodwill has an indefinite life and is tested for impairment annually, as of October 1, or more frequently if circumstances indicate impairment may have occurred. The Company performs a qualitative assessment about whether it is more likely than not that the fair value of a reporting unit is less than its carrying amount in lieu of actually calculating the fair value of the reporting unit. The qualitative assessment includes significant judgment on the business outlook assumptions of each reporting unit based on historical data, current economic conditions, stock performance and industry trends. If events indicate that it is more likely than not that the reporting unit's fair value is less than its carrying value, the Company performs a quantitative assessment to determine the fair value of the reporting unit and compares it to its carrying values. If the carrying value of a reporting unit exceeds its fair value, the Company would recognize an impairment loss equal to the excess. The goodwill impairment tests indicated no reporting units were at risk of impairment. See Note 11 of Notes to Consolidated Financial Statements for additional information regarding goodwill.

Consolidation

The consolidated financial statements include entities in which Lazard has a controlling financial interest. Lazard determines whether it has a controlling financial interest in an entity by first evaluating whether the entity is a voting interest entity ("VOE") or a variable interest entity ("VIE") under U.S. GAAP.

- Voting Interest Entities. VOEs are entities in which (i) the total equity investment at risk is sufficient to enable the entity to finance itself independently and (ii) the equity holders have the obligation to absorb losses, the right to receive residual returns and the right to make decisions about the entity's activities. Lazard is required to consolidate a VOE if it holds a majority of the voting interest in such VOE.
- Variable Interest Entities. VIEs are entities that lack one or more of the characteristics of a VOE. If Lazard has a variable interest, or a combination of variable interests, in a VIE, it is required to analyze whether it needs to consolidate such VIE. Lazard is required to consolidate a VIE if we are the primary beneficiary having (i) the power to direct the activities of the VIE that most significantly impact the VIE's economic performance and (ii) the obligation to absorb losses of, or receive benefits from, the VIE that could be potentially significant to the VIE.

Lazard's involvement with various entities that are VOEs or VIEs primarily arises from LFI investments, seed and other investments in our Asset Management business. Lazard consolidates these entities when it has a controlling financial interest.

The impact of seed and LFI investment entities that require consolidation on the consolidated financial statements, including any consolidation or deconsolidation of such entities, is not material to our financial statements. Our exposure to loss from entities in which we have made such investments is limited to the extent of our investment in, or investment commitment to, such entities.

Generally, when the Company initially invests to seed an investment entity, the Company is the majority owner of the entity. Our majority ownership in seed investment entities represents a controlling financial interest, except when we are the general partner in such entities and the third-party investors have the right to replace the general partner. To the extent material, we consolidate seed and LFI investment entities in which we own a controlling financial interest, and we would deconsolidate any such entity when we no longer have a controlling financial interest in such entity.

Seed investments held in entities in which the Company maintained a controlling financial interest were $183 million in thirteen entities as of December 31, 2025, as compared to $111 million in ten entities as of December 31, 2024. LFI investments held in entities in which the Company maintained a controlling financial interest were $63 million in nine entities as of December 31, 2025, as compared to $93 million in nine entities as of December 31, 2024.

As of December 31, 2025 and 2024, the Company did not consolidate any seed investment entities or LFI investment entities, with the exception of the consolidation of certain LFI funds (see Note 24 of Notes to Consolidated Financial Statements). As such, seed investments and substantially all of LFI investments included in "investments" on the consolidated statements of financial condition represented the Company's economic interest in the seed and LFI investments.

Risk Management

Investments

Investments consist primarily of debt and equity securities, and interests in alternative investment, debt, equity and private equity funds. These investments are carried at fair value on the consolidated statements of financial condition and any increases or decreases in the fair value of these investments are reflected in earnings. The fair value of investments is generally based upon market prices or the net asset value ("NAV") or its equivalent for investments in funds.

Investments also include those investments accounted for under the equity method of accounting. Any increases or decreases in the Company's share of net income or losses pertaining to its equity method investments are reflected in earnings.

See Note 7 of Notes to Consolidated Financial Statements for additional information on the measurement of the fair value of investments.

Lazard is subject to market and other risks on investments held. As such, gains and losses on investment positions held, which arise from sales or changes in the fair value of the investments, are not predictable and can cause periodic fluctuations in net income.

Data relating to investments is set forth below:

	December 31,	
	2025	2024
	($ in thousands)	
Seed investments by asset class:		
Debt	$ 1,729	$ –
Equity (a)	215,237	123,457
Fixed income	24,493	20,751
Alternative investments	29,856	34,161
Private equity	20,144	16,785
Total seed investments	291,459	195,154
Other investments owned:		
Private equity	7,468	7,570
Other	1,653	2,266
Total other investments owned	9,121	9,836
Subtotal	300,580	204,990
Private equity consolidated, not owned	21,493	19,057
Equity method	18,752	16,899
LFI	285,021	374,001
Total investments	$ 625,846	$ 614,947

(a) At December 31, 2025 and 2024, seed investments in directly owned equity securities were invested as follows:

	December 31,	
	2025	2024
Percentage invested in:		
Financials	17 %	16 %
Consumer	28	31
Industrial	14	14
Technology	23	22
Other	18	17
Total	100 %	100 %

The Company makes investments primarily to seed strategies in our Asset Management business or to reduce exposure arising from LFI and other similar deferred compensation arrangements. The Company manages its net economic exposure to market and other risks arising from seed investments and other investments owned. The Company does not hedge investments associated with LFI and other similar deferred compensation arrangements, or investments in funds owned entirely by the noncontrolling interest holders, as there is no net economic exposure.

The market risk associated with investments held in connection with LFI and other similar deferred compensation arrangements is equally offset by the market risk associated with the derivative liability with respect to awards expected to vest. The Company is subject to market risk associated with any portion of such investments that employees may forfeit. See "—Risk Management—Risks Related to Derivatives" for risk management information relating to derivatives.

Risk sensitivities include the effects of economic hedging. For equity market price risk, investment portfolios and their corresponding hedges are beta-adjusted to the All-Country World equity index. Interest rate and credit spread risk and foreign exchange rate risk are hedged using relevant benchmark indices. Private equity risk is not hedged due to lack of proxy hedging instruments. Fair value and sensitivity measurements presented herein are based on various portfolio exposures at a particular point in time and may not be representative of future results. Risk exposures may change as a result of ongoing portfolio activities and changing market conditions, among other things.

Equity Market Price Risk—At December 31, 2025 and 2024, the Company's exposure to equity market price risk in its investment portfolio, which primarily relates to investments in equity securities, equity funds and hedge funds, was approximately $259 million and $164 million, respectively. The Company hedges market exposure arising from a significant portion of our equity investment portfolios by entering into total return swaps. The Company estimates that a hypothetical 10% adverse change in market prices would result in a net decrease of approximately $1.0 million and $0.9 million as of December 31, 2025 and 2024, respectively, in the carrying value of such investments, including the effect of the hedging transactions.

Interest Rate and Credit Spread Risk—At December 31, 2025 and 2024, the Company's exposure to interest rate and credit spread risk in its investment portfolio related to investments in debt securities or funds which invest primarily in debt securities was $22 million and $24 million, respectively. The Company hedges market exposure arising from a portion of our debt investment portfolios by entering into total return swaps. The Company estimates that a hypothetical 100 basis point adverse change in interest rates or credit spreads would result in a net decrease of approximately $0.7 million as of December 31, 2025 and a net increase of approximately $0.6 million as of December 31, 2024, in the carrying value of such investments, including the effect of the hedging transactions.

Foreign Exchange Rate Risk—At December 31, 2025 and 2024, the Company's exposure to foreign exchange rate risk in its investment portfolio, which primarily relates to investments in foreign currency denominated equity and debt securities and private equity investments, was $114 million and $65 million, respectively. A significant portion of the Company's foreign currency exposure related to our equity and debt investment portfolios is hedged through the aforementioned total return swaps. The Company estimates that a 10% adverse change in foreign exchange rates versus the U.S. Dollar would result in a net decrease of approximately $2.0 million in the carrying value of such investments as of both December 31, 2025 and 2024, including the effect of the hedging transactions.

Private Equity—The Company invests in private equity primarily as a part of its co-investment activities and in connection with certain legacy businesses. At December 31, 2025 and 2024, the Company's exposure to changes in fair value of such investments was approximately $28 million and $24 million, respectively. The Company estimates that a hypothetical 10% adverse change in fair value would result in a decrease of approximately $2.8 million and $2.4 million in the carrying value of such investments as of December 31, 2025 and 2024, respectively.

For additional information regarding risks associated with our investments, see Item 1A, "Risk Factors—Other Business Risks—Our results of operations may be affected by fluctuations in the fair value of positions held in our investment portfolios".

Risks Related to Receivables

We maintain an allowance for credit losses to provide coverage for expected losses from our receivables. At December 31, 2025, total receivables amounted to $898 million, net of an allowance for credit losses of $23 million. As of that date, Financial Advisory and Asset Management fees, and customers and other receivables comprised 79% and 21% of total receivables, respectively. At December 31, 2024, total receivables amounted to $754 million, net of an allowance for

credit losses of $32 million. As of that date, Financial Advisory and Asset Management fees, and customers and other receivables comprised 85% and 15% of total receivables, respectively. See also "Critical Accounting Policies and Estimates—Revenue Recognition" above and Note 5 of Notes to Consolidated Financial Statements for additional information regarding receivables.

LFG and LFB offer wealth management and banking services to high net worth individuals and families. At December 31, 2025 and 2024, customers and other receivables included $142 million and $83 million, respectively. Such LFB loans are fully collateralized and monitored for counterparty creditworthiness, with such collateral having a fair value in excess of the carrying amount of the loans. Therefore, there was no allowance for credit losses required at those dates related to such receivables.

Credit Concentrations

The Company monitors its exposures to individual counterparties and diversifies where appropriate to reduce the exposure to concentrations of credit.

Risks Related to Derivatives

Lazard enters into forward foreign currency exchange contracts and interest rate swaps to hedge exposures to currency exchange rates and interest rates and uses total return swap contracts on various equity and debt indices to hedge a portion of its market exposure with respect to certain investments that seed strategies in our Asset Management business. Derivative contracts are recorded at fair value. In entering into derivative agreements, the Company is subject to counterparty risk. Net derivative assets amounted to $0.5 million and $4 million at December 31, 2025 and 2024, respectively, and net derivative liabilities, excluding the derivative liability arising from the Company's obligation pertaining to LFI and other similar deferred compensation arrangements amounted to $30 million and $3 million at December 31, 2025 and 2024, respectively.

The Company also records derivative liabilities relating to its obligations pertaining to LFI awards and other similar deferred compensation arrangements, the fair value of which is based on the value of the underlying investments, adjusted for estimated forfeitures. Changes in the fair value of the derivative liabilities are equally offset by the changes in the fair value of investments which are expected to be delivered upon settlement of LFI awards. Derivative liabilities relating to LFI amounted to $189 million and $271 million at December 31, 2025 and 2024, respectively.

Risks Related to Cash and Cash Equivalents and Corporate Indebtedness

A significant portion of the Company's indebtedness has fixed interest rates, while its cash and cash equivalents typically bear interest at market interest rates. Based on account balances as of December 31, 2025, Lazard estimates that its annual operating income relating to cash and cash equivalents would increase by approximately $15 million in the event interest rates were to increase by 1% and decrease by approximately $15 million if rates were to decrease by 1%.

As of December 31, 2025, the Company's cash and cash equivalents totaled approximately $1,469 million. Substantially all of the Company's cash and cash equivalents were invested in (i) highly liquid institutional money market funds (a significant majority of which were invested solely in U.S. Government or agency money market funds), (ii) in short-term interest bearing and non-interest bearing accounts at a number of leading banks throughout the world, (iii) overnight reverse repurchase agreements and (iv) in short-term certificates of deposit from such banks. Cash and cash equivalents are continuously monitored. On a regular basis, management reviews its investment profile as well as the credit profile of its list of depositor banks in order to adjust any deposit or investment thresholds as necessary.

Operational Risk

Operational risk is inherent in all of our businesses and may, for example, manifest itself in the form of errors, breaches in the system of internal controls, employee misconduct, business interruptions, fraud, including fraud perpetrated by third parties, legal actions due to operating deficiencies, noncompliance or cyber attacks. The Company maintains a framework including policies and a system of internal controls designed to monitor and manage operational risk and provide management with timely and accurate information. Management within each of our operating subsidiaries is primarily responsible for its operational risk programs. The Company has in place business continuity and disaster recovery programs that manage its capabilities to provide services in the case of a disruption. We purchase insurance policies designed to help protect the Company against accidental loss and other losses that may significantly affect our financial

objectives, personnel, property or our ability to continue to meet our responsibilities to our various stakeholder groups. See Item 1A, “Risk Factors” for more information regarding operational risk in our business and Item 1C, “Cybersecurity” for more information on the Company’s processes to identify, assess and manage cybersecurity risks.

Item 7A. Quantitative and Qualitative Disclosures About Market Risk

Risk Management

Quantitative and qualitative disclosures about market risk are included under the caption “Management’s Discussion and Analysis of Financial Condition and Results of Operations—Risk Management.”

Item 8. Financial Statements and Supplementary Data

Index to Consolidated Financial Statements

	Page
Management's Report on Internal Control Over Financial Reporting	69
Reports of Independent Registered Public Accounting Firm	70
Consolidated Statements of Financial Condition as of December 31, 2025 and 2024	73
Consolidated Statements of Operations for the years ended December 31, 2025, 2024 and 2023	75
Consolidated Statements of Comprehensive Income (Loss) for the years ended December 31, 2025, 2024 and 2023	76
Consolidated Statements of Cash Flows for the years ended December 31, 2025, 2024 and 2023	77
Consolidated Statements of Changes in Stockholders' Equity and Redeemable Noncontrolling Interests for the years ended December 31, 2025, 2024 and 2023	79
Notes to Consolidated Financial Statements	82
Supplemental Financial Information	132
Financial Statement Schedules	
Schedule I—Condensed Financial Information of Registrant (Parent Company Only)	
Condensed Statements of Financial Condition as of December 31, 2025 and 2024	F-2
Condensed Statements of Operations for the years ended December 31, 2025, 2024 and 2023	F-3
Condensed Statements of Comprehensive Income (Loss) for the years ended December 31, 2025, 2024 and 2023	F-4
Condensed Statements of Cash Flows for the years ended December 31, 2025, 2024 and 2023	F-5
Notes to Condensed Financial Statements	F-6

MANAGEMENT'S REPORT ON INTERNAL CONTROL OVER FINANCIAL REPORTING

Management of Lazard, Inc. and its subsidiaries (the "Company") is responsible for establishing and maintaining adequate internal control over financial reporting. Internal control over financial reporting is a process designed under the supervision of the Company's principal executive and principal financial officers to provide reasonable assurance regarding the reliability of financial reporting and the preparation of the Company's consolidated financial statements for external purposes in accordance with U.S. generally accepted accounting principles.

Our internal control over financial reporting includes those policies and procedures that:

- pertain to the maintenance of records that, in reasonable detail, accurately and fairly reflect the transactions and dispositions of the assets of the Company;
- provide reasonable assurance that transactions are recorded as necessary to permit preparation of consolidated financial statements in accordance with U.S. generally accepted accounting principles, and that our receipts and expenditures are being made only in accordance with authorizations of the Company's management and directors; and
- provide reasonable assurance regarding prevention or timely detection of unauthorized acquisition, use or disposition of our assets that could have a material effect on the consolidated financial statements.

Management assessed the effectiveness of the Company's internal control over financial reporting as of December 31, 2025. In making this assessment, management used the criteria set forth by the Committee of Sponsoring Organizations of the Treadway Commission (COSO) in *Internal Control-Integrated Framework (2013)*. Based on management's assessment and those criteria, management concluded that the Company maintained effective internal control over financial reporting as of December 31, 2025.

Because of its inherent limitations, internal control over financial reporting may not prevent or detect misstatements. Projections of any evaluation of effectiveness to future periods are subject to the risk that controls may become inadequate because of changes in conditions, or that the degree of compliance with the policies or procedures may deteriorate.

The Company's independent registered public accounting firm, Deloitte & Touche LLP, audited the Company's internal control over financial reporting as of December 31, 2025, as stated in their report which appears under "Report of Independent Registered Public Accounting Firm."

REPORT OF INDEPENDENT REGISTERED PUBLIC ACCOUNTING FIRM

To the stockholders and the Board of Directors of Lazard, Inc.:

Opinion on Internal Control over Financial Reporting

We have audited the internal control over financial reporting of Lazard, Inc. and subsidiaries (the "Company") as of December 31, 2025, based on criteria established in *Internal Control — Integrated Framework (2013)* issued by the Committee of Sponsoring Organizations of the Treadway Commission (COSO). In our opinion, the Company maintained, in all material respects, effective internal control over financial reporting as of December 31, 2025, based on criteria established in *Internal Control — Integrated Framework (2013)* issued by COSO.

We have also audited, in accordance with the standards of the Public Company Accounting Oversight Board (United States) (PCAOB), the consolidated financial statements and schedule as listed in the Index at Item 8 as of and for the year ended December 31, 2025, of the Company and our report dated February 23, 2026, expressed an unqualified opinion on those consolidated financial statements and schedule.

Basis for Opinion

The Company's management is responsible for maintaining effective internal control over financial reporting and for its assessment of the effectiveness of internal control over financial reporting, included in the accompanying "Management's Report on Internal Control Over Financial Reporting". Our responsibility is to express an opinion on the Company's internal control over financial reporting based on our audit. We are a public accounting firm registered with the PCAOB and are required to be independent with respect to the Company in accordance with the U.S. federal securities laws and the applicable rules and regulations of the Securities and Exchange Commission and the PCAOB.

We conducted our audit in accordance with the standards of the PCAOB. Those standards require that we plan and perform the audit to obtain reasonable assurance about whether effective internal control over financial reporting was maintained in all material respects. Our audit included obtaining an understanding of internal control over financial reporting, assessing the risk that a material weakness exists, testing and evaluating the design and operating effectiveness of internal control based on the assessed risk, and performing such other procedures as we considered necessary in the circumstances. We believe that our audit provides a reasonable basis for our opinion.

Definition and Limitations of Internal Control over Financial Reporting

A company's internal control over financial reporting is a process designed to provide reasonable assurance regarding the reliability of financial reporting and the preparation of financial statements for external purposes in accordance with generally accepted accounting principles. A company's internal control over financial reporting includes those policies and procedures that (1) pertain to the maintenance of records that, in reasonable detail, accurately and fairly reflect the transactions and dispositions of the assets of the company; (2) provide reasonable assurance that transactions are recorded as necessary to permit preparation of financial statements in accordance with generally accepted accounting principles, and that receipts and expenditures of the company are being made only in accordance with authorizations of management and directors of the company; and (3) provide reasonable assurance regarding prevention or timely detection of unauthorized acquisition, use, or disposition of the company's assets that could have a material effect on the financial statements.

Because of its inherent limitations, internal control over financial reporting may not prevent or detect misstatements. Also, projections of any evaluation of effectiveness to future periods are subject to the risk that controls may become inadequate because of changes in conditions, or that the degree of compliance with the policies or procedures may deteriorate.

/s/ Deloitte & Touche LLP
New York, New York
February 23, 2026

REPORT OF INDEPENDENT REGISTERED PUBLIC ACCOUNTING FIRM

To the stockholders and the Board of Directors of Lazard, Inc.:

Opinion on the Consolidated Financial Statements

We have audited the accompanying consolidated statements of financial condition of Lazard, Inc. and subsidiaries (the "Company") as of December 31, 2025 and 2024, and the related consolidated statements of operations, comprehensive income, cash flows, and changes in stockholders' equity and redeemable noncontrolling interests for each of the three years in the period ended December 31, 2025, the related notes and the schedule listed in the Index at Item 8 (collectively the "consolidated financial statements"). In our opinion, the consolidated financial statements present fairly, in all material respects, the financial position of the Company as of December 31, 2025 and 2024, and the results of its operations and its cash flows for each of the three years in the period ended December 31, 2025, in conformity with accounting principles generally accepted in the United States of America (U.S. GAAP).

We have also audited, in accordance with the standards of the Public Company Accounting Oversight Board (United States) (PCAOB), the Company's internal control over financial reporting as of December 31, 2025, based on criteria established in *Internal Control—Integrated Framework (2013)* issued by the Committee of Sponsoring Organizations of the Treadway Commission and our report dated February 23, 2026, expressed an unqualified opinion on the Company's internal control over financial reporting.

Basis for Opinion

These consolidated financial statements are the responsibility of the Company's management. Our responsibility is to express an opinion on the Company's consolidated financial statements based on our audits. We are a public accounting firm registered with the PCAOB and are required to be independent with respect to the Company in accordance with the U.S. federal securities laws and the applicable rules and regulations of the Securities and Exchange Commission and the PCAOB.

We conducted our audits in accordance with the standards of the PCAOB. Those standards require that we plan and perform the audit to obtain reasonable assurance about whether the consolidated financial statements are free of material misstatement, whether due to error or fraud. Our audits included performing procedures to assess the risks of material misstatement of the consolidated financial statements, whether due to error or fraud, and performing procedures that respond to those risks. Such procedures included examining, on a test basis, evidence regarding the amounts and disclosures in the consolidated financial statements. Our audits also included evaluating the accounting principles used and significant estimates made by management, as well as evaluating the overall presentation of the consolidated financial statements. We believe that our audits provide a reasonable basis for our opinion.

Critical Audit Matter

The critical audit matter communicated below is a matter arising from the current-period audit of the consolidated financial statements that was communicated or required to be communicated to the audit committee and that (1) relates to accounts or disclosures that are material to the consolidated financial statements and (2) involved our especially challenging, subjective, or complex judgments. The communication of critical audit matters does not alter in any way our opinion on the consolidated financial statements, taken as a whole, and we are not, by communicating the critical audit matter below, providing a separate opinion on the critical audit matter or on the accounts or disclosures to which it relates.

Investment banking and other advisory fees—Refer to Note 4 Revenue Recognition to the consolidated financial statements

Critical Audit Matter Description

The Company generally recognizes investment banking and other advisory fees as the benefits of these advisory services are provided to the Company's clients. These advisory services typically include transaction announcement and transaction completion fees. These fees are not typically recognized until there is an announcement or completion due to the uncertainty associated with those events. However, earlier recognition is appropriate if it is probable that significant reversal of the applicable revenue will not occur.

We identified the recognition of investment banking and other advisory fees as a critical audit matter because of the judgment required in determining the appropriate period to recognize transaction announcement and transaction completion fees, including obtaining and evaluating appropriate supporting documentation. As such, auditing these transactions required a high degree of auditor judgment when performing audit procedures and evaluating the results of those procedures.

How the Critical Audit Matter Was Addressed in the Audit

Our audit procedures related to determining the appropriate period in which investment banking and other advisory fees are recognized, included the following, among others:

- We tested the effectiveness of controls over the recognition of investment banking and other advisory fees, including those over the timing of revenue recognition.
- We selected a sample of transactions for which revenue was recognized prior to December 31 and shortly thereafter and performed the following:
  - Evaluated the terms and conditions of the respective contract to verify the Company appropriately identified its performance obligations and the related fees.
  - Evaluated the accuracy of management's calculation of investment banking and other advisory fees recognized by recalculating the revenue amounts and comparing our expectation to the amount recorded by management.
  - Evaluated third party and the Company's evidence, including, but not limited to, court and regulatory approvals, press releases, executed agreements, communications and underlying transaction closing documents, to verify that the revenue recognition criteria were met and revenue was recognized in accordance with U.S. GAAP, including in the appropriate period.
  - Evaluated whether it was probable that a significant reversal of the applicable revenue would not occur.
- On a sample basis, we performed the above procedures on investment banking and other advisory fees recognized in the subsequent year to determine if such revenue should have been recorded in the current year.

/s/ Deloitte & Touche LLP
New York, New York
February 23, 2026

We have served as the Company's auditor since 2000.

LAZARD, INC.

CONSOLIDATED STATEMENTS OF FINANCIAL CONDITION
DECEMBER 31, 2025 AND 2024
(dollars in thousands, except for per share data)

	December 31,	
	2025	2024
ASSETS		
Cash and cash equivalents	$ 1,469,416	$ 1,308,218
Deposits with banks and short-term investments	167,134	268,684
Restricted cash	34,021	32,466
Receivables (net of allowance for credit losses of $22,884 and $32,033 at December 31, 2025 and 2024, respectively):		
Fees	706,220	640,567
Customers and other	191,566	113,056
	897,786	753,623
Investments (including $48,966 pledged at December 31, 2025)	625,846	614,947
Property (net of accumulated amortization and depreciation of $286,235 and $332,840 at December 31, 2025 and 2024, respectively)	168,005	160,402
Operating lease right-of-use assets	412,584	434,938
Goodwill and other intangible assets (net of accumulated amortization of $67,711 at both December 31, 2025 and 2024)	395,262	393,575
Deferred tax assets	459,087	479,582
Other assets	311,593	347,558
Total Assets	$ 4,940,734	$ 4,793,993

See notes to consolidated financial statements.

LAZARD, INC.

CONSOLIDATED STATEMENTS OF FINANCIAL CONDITION
DECEMBER 31, 2025 AND 2024
(dollars in thousands, except for per share data)

	December 31,	
	2025	2024
LIABILITIES, REDEEMABLE NONCONTROLLING INTERESTS AND STOCKHOLDERS' EQUITY		
Liabilities:		
Deposits and other customer payables	$ 330,852	$ 308,213
Accrued compensation and benefits	794,754	844,953
Operating lease liabilities	485,149	505,483
Senior debt	1,688,086	1,687,052
Deferred tax liabilities	1,368	1,084
Other liabilities	651,395	682,425
Total Liabilities	3,951,604	4,029,210
Commitments and contingencies		
Redeemable noncontrolling interests	78,379	79,629
STOCKHOLDERS' EQUITY		
Preferred stock, par value $.01 per share; 15,000,000 shares authorized: no shares issued and outstanding at December 31, 2025 and 2024	–	–
Common stock:		
Par value $.01 per share (500,000,000 shares authorized; 111,728,757 and 112,766,091 shares issued at December 31, 2025 and 2024, respectively, including shares held in treasury)	1,117	1,128
Additional paid-in-capital	340,351	327,810
Retained earnings	1,488,107	1,472,113
Accumulated other comprehensive loss, net of tax	(271,509)	(326,742)
	1,558,066	1,474,309
Common stock held in treasury, at cost (17,822,122 and 22,467,315 shares at December 31, 2025 and 2024, respectively)	(684,411)	(838,069)
Total Lazard Stockholders' Equity	873,655	636,240
Noncontrolling interests	37,096	48,914
Total Stockholders' Equity	910,751	685,154
Total Liabilities, Redeemable Noncontrolling Interests and Stockholders' Equity	$ 4,940,734	$ 4,793,993

See notes to consolidated financial statements.

LAZARD, INC.

CONSOLIDATED STATEMENTS OF OPERATIONS
FOR THE YEARS ENDED DECEMBER 31, 2025, 2024 AND 2023
(dollars in thousands, except for per share data)

	Year Ended December 31,		
	2025	2024	2023
REVENUE			
Investment banking and other advisory fees	$ 1,820,148	$ 1,747,198	$ 1,383,799
Asset management fees	1,196,035	1,115,014	1,077,753
Interest income	38,492	53,604	42,022
Other	131,791	224,088	89,588
Total revenue	3,186,466	3,139,904	2,593,162
Interest expense	87,619	88,067	77,673
Net revenue	3,098,847	3,051,837	2,515,489
OPERATING EXPENSES			
Compensation and benefits	2,085,384	2,003,212	1,946,010
Occupancy and equipment	132,603	132,935	131,117
Marketing and business development	118,486	99,446	99,357
Technology and information services	193,195	183,524	189,670
Professional services	88,085	87,109	89,308
Fund administration and outsourced services	122,066	107,173	110,878
Benefit pursuant to tax receivable agreement obligation	(18,775)	(8,237)	(43,894)
Other	50,205	60,203	73,000
Total operating expenses	2,771,249	2,665,365	2,595,446
OPERATING INCOME (LOSS)	327,598	386,472	(79,957)
Provision (benefit) for income taxes	76,578	99,764	(22,650)
NET INCOME (LOSS)	251,020	286,708	(57,307)
LESS - NET INCOME ATTRIBUTABLE TO NONCONTROLLING INTERESTS	14,189	6,796	18,172
NET INCOME (LOSS) ATTRIBUTABLE TO LAZARD	$ 236,831	$ 279,912	$ (75,479)
ATTRIBUTABLE TO LAZARD COMMON STOCKHOLDERS:			
WEIGHTED AVERAGE SHARES OF COMMON STOCK OUTSTANDING:			
Basic	97,479,092	93,139,352	88,993,985
Diluted	106,338,079	102,392,171	88,993,985
NET INCOME (LOSS) PER SHARE OF COMMON STOCK:			
Basic	$ 2.37	$ 2.93	$ (0.90)
Diluted	$ 2.17	$ 2.68	$ (0.90)

See notes to consolidated financial statements.

LAZARD, INC.

CONSOLIDATED STATEMENTS OF COMPREHENSIVE INCOME (LOSS)
FOR THE YEARS ENDED DECEMBER 31, 2025, 2024 AND 2023
(dollars in thousands)

	Year Ended December 31,		
	2025	2024	2023
NET INCOME (LOSS)	$ 251,020	$ 286,708	$ (57,307)
OTHER COMPREHENSIVE INCOME (LOSS), NET OF TAX:			
Currency translation adjustments:			
Currency translation adjustments before reclassification (net of tax expense of $2,418 for the year ended December 31, 2025)	59,433	(36,923)	31,107
Adjustment for items reclassified to earnings	–	–	1,826
Employee benefit plans:			
Actuarial gain (loss) (net of tax expense (benefit) of $(2,270), $1,069 and $(7,606) for the years ended December 31, 2025, 2024 and 2023, respectively)	(9,411)	1,716	(24,510)
Prior service cost (net of tax benefit of $583, $2,747 and $2,567 for the years ended December 31, 2025, 2024 and 2023, respectively)	(1,801)	(8,225)	(7,751)
Adjustment for items reclassified to earnings (net of tax expense of $2,204, $1,926 and $1,521 for the years ended December 31, 2025, 2024 and 2023, respectively)	7,076	6,579	5,233
OTHER COMPREHENSIVE INCOME (LOSS), NET OF TAX	55,297	(36,853)	5,905
COMPREHENSIVE INCOME (LOSS)	306,317	249,855	(51,402)
LESS - COMPREHENSIVE INCOME ATTRIBUTABLE TO NONCONTROLLING INTERESTS	14,253	6,735	18,173
COMPREHENSIVE INCOME (LOSS) ATTRIBUTABLE TO LAZARD	$ 292,064	$ 243,120	$ (69,575)

See notes to consolidated financial statements.

LAZARD, INC.

CONSOLIDATED STATEMENTS OF CASH FLOWS
FOR THE YEARS ENDED DECEMBER 31, 2025, 2024 AND 2023
(dollars in thousands)

	Year Ended December 31,		
	2025	2024	2023
CASH FLOWS FROM OPERATING ACTIVITIES:			
Net income (loss)	$ 251,020	$ 286,708	$ (57,307)
Adjustments to reconcile net income (loss) to net cash provided by (used in) operating activities:			
Amortization of deferred expenses and share-based incentive compensation	459,821	448,487	429,857
Noncash lease expense	72,999	66,807	63,552
Depreciation and amortization of property	34,189	36,281	42,853
Currency translation adjustment reclassification	–	–	1,826
Deferred tax provision (benefit)	21,575	11,068	(81,068)
Benefit pursuant to tax receivable agreement obligation	(18,775)	(8,237)	(43,894)
Gain on sale of owned office building	–	(114,271)	–
Impairment of equity method investments and other receivables	–	–	22,981
Impairment of assets associated with cost-saving initiatives	–	–	8,801
Loss on LGAC liquidation	–	–	17,929
Other adjustments	(8,634)	(280)	–
(Increase) decrease in operating assets and increase (decrease) in operating liabilities:			
Receivables-net	(62,252)	(3,577)	(100,501)
Investments	(17,853)	72,716	(145,010)
Other assets	(4,723)	(65,341)	(47,671)
Accrued compensation and benefits and other liabilities	(208,042)	12,467	52,314
Net cash provided by operating activities	519,325	742,828	164,662
CASH FLOWS FROM INVESTING ACTIVITIES:			
Additions to property	(31,946)	(45,498)	(28,297)
Proceeds from sale of property	–	194,283	–
Purchase of equity method investment	–	(17,488)	–
Purchase of debt securities	–	(98,350)	–
Proceeds from sales and maturities of debt securities	–	100,000	–
Other disposals of property	–	2,110	490
Acquisition of business, net of cash acquired	–	–	(10,516)
Other investing activities	(50,037)	(985)	–
Net cash provided by (used in) investing activities	(81,983)	134,072	(38,323)
CASH FLOWS FROM FINANCING ACTIVITIES:			
Proceeds from (payments for) customer deposits, net	(20,433)	(48,484)	(572,025)
Proceeds from:			
Issuance of senior debt	300,000	395,961	–
Contributions from noncontrolling interests	3,705	2,411	2,077
Payments for:			
Extinguishment of senior debt	(298,354)	(399,149)	–
Distributions to noncontrolling interests	(2,594)	(1,822)	(5,802)
Tax receivable agreement obligation	–	(30,951)	(32,208)
Distribution to redeemable noncontrolling interests in connection with LGAC redemption	–	–	(585,891)
Purchase of common stock	(91,011)	(59,500)	(102,051)
Common stock dividends	(186,579)	(179,017)	(173,075)
Settlement of share-based incentive compensation in satisfaction of tax withholding requirements	(115,153)	(64,344)	(54,529)
LFI Consolidated Funds redemptions	(33,199)	(35,607)	(35,238)
Other financing activities	(20,019)	(19,167)	(12,452)
Net cash used in financing activities	(463,637)	(439,669)	(1,571,194)
EFFECT OF EXCHANGE RATE CHANGES ON CASH AND CASH EQUIVALENTS AND RESTRICTED CASH	87,498	(52,846)	30,438
NET INCREASE (DECREASE) IN CASH AND CASH EQUIVALENTS AND RESTRICTED CASH	61,203	384,385	(1,414,417)
CASH AND CASH EQUIVALENTS AND RESTRICTED CASH— January 1	1,609,368	1,224,983	2,639,400
CASH AND CASH EQUIVALENTS AND RESTRICTED CASH— December 31	$ 1,670,571	$ 1,609,368	$ 1,224,983

See notes to consolidated financial statements.

RECONCILIATION OF CASH AND CASH EQUIVALENTS AND RESTRICTED CASH WITHIN THE CONSOLIDATED STATEMENTS OF FINANCIAL CONDITION:

	December 31,		
	2025	2024	2023
Cash and cash equivalents	$ 1,469,416	$ 1,308,218	$ 971,316
Deposits with banks and short-term investments	167,134	268,684	219,576
Restricted cash	34,021	32,466	34,091
TOTAL CASH AND CASH EQUIVALENTS AND RESTRICTED CASH	$ 1,670,571	$ 1,609,368	$ 1,224,983
SUPPLEMENTAL DISCLOSURES OF CASH FLOW INFORMATION:			
Cash paid during the year for:			
Interest	$ 80,328	$ 84,423	$ 73,684
Income taxes, net of refunds	$ 118,753	$ 33,971	$ 44,230

See notes to consolidated financial statements.

LAZARD, INC.

CONSOLIDATED STATEMENTS OF CHANGES IN STOCKHOLDERS' EQUITY AND REDEEMABLE NONCONTROLLING INTERESTS
FOR THE YEARS ENDED DECEMBER 31, 2025, 2024 AND 2023
(dollars in thousands)

	Common Stock		Additional Paid-In-Capital	Retained Earnings	Accumulated Other Comprehensive Income (Loss), Net of Tax	Common Stock Held In Treasury		Total Lazard Stockholders' Equity	Noncontrolling Interests	Total Stockholders' Equity	Redeemable Noncontrolling Interests
	Shares (*)	$				Shares	$				
Balance - January 1, 2025	**112,766,091**	**$1,128**	**$327,810**	**$1,472,113**	**$ (326,742)**	**22,467,315**	**$(838,069)**	**$ 636,240**	**$ 48,914**	**$ 685,154**	**$ 79,629**
Comprehensive income:											
Net income				236,831				236,831	2,033	238,864	12,156
Other comprehensive income - net of tax					55,233			55,233	64	55,297	
Amortization of share-based incentive compensation			354,432					354,432	5,255	359,687	
Dividend equivalents			33,886	(34,258)				(372)	(15,163)	(15,535)	
Common stock dividends ($2.00 per share)				(186,579)				(186,579)		(186,579)	
Purchase and cancellation of common stock	(1,037,334)	(11)	(37,829)			859,849	(53,171)	(91,011)		(91,011)	
Delivery of common stock in connection with share-based incentive compensation and related tax expense of $13,456			(335,119)			(5,527,806)	208,031	(127,088)	(1,522)	(128,610)	
Business acquisitions and related equity transactions:											
Common stock issuable			1,235					1,235		1,235	
Delivery of common stock			(725)			(19,205)	725	–		–	
Contributions from noncontrolling interests, net								–	1,111	1,111	
LFI Consolidated Funds											(13,406)
Other			(3,339)			41,969	(1,927)	(5,266)	(3,596)	(8,862)	
Balance - December 31, 2025	**111,728,757**	**$1,117**	**$340,351**	**$1,488,107**	**$ (271,509)**	**17,822,122**	**$(684,411)**	**$ 873,655**	**$ 37,096**	**$ 910,751**	**$ 78,379**

See notes to consolidated financial statements.

LAZARD, INC.

CONSOLIDATED STATEMENTS OF CHANGES IN STOCKHOLDERS' EQUITY AND REDEEMABLE NONCONTROLLING INTERESTS
FOR THE YEARS ENDED DECEMBER 31, 2025, 2024 AND 2023
(dollars in thousands)

	Common Stock		Additional Paid-In-Capital	Retained Earnings	Accumulated Other Comprehensive Income (Loss), Net of Tax	Common Stock Held In Treasury		Total Lazard Stockholders' Equity	Noncontrolling Interests	Total Stockholders' Equity	Redeemable Noncontrolling Interests
	Shares (*)	$				Shares	$				
Balance - January 1, 2024	**112,766,091**	**$1,128**	**$247,204**	**$1,402,636**	**$ (289,950)**	**25,340,287**	**$(937,259)**	**$ 423,759**	**$ 58,428**	**$ 482,187**	**$ 87,675**
Comprehensive income (loss):											
Net income				279,912				279,912	991	280,903	5,805
Other comprehensive loss - net of tax					(36,792)			(36,792)	(61)	(36,853)	
Amortization of share-based incentive compensation			275,121					275,121	2,622	277,743	
Dividend equivalents			30,378	(31,418)				(1,040)	(14,896)	(15,936)	
Common stock dividends ($2.00 per share)				(179,017)				(179,017)		(179,017)	
Purchase of common stock						1,409,988	(59,500)	(59,500)		(59,500)	
Delivery of common stock in connection with share-based incentive compensation and related tax expense of $1,341			(225,480)			(4,279,314)	158,554	(66,926)	1,241	(65,685)	
Business acquisitions and related equity transactions:											
Common stock issuable			1,235					1,235		1,235	
Delivery of common stock			(142)			(3,790)	142	–		–	
Contributions from noncontrolling interest, net									589	589	
LFI Consolidated Funds											(13,851)
Other			(506)			144	(6)	(512)		(512)	
Balance - December 31, 2024	**112,766,091**	**$1,128**	**$327,810**	**$1,472,113**	**$ (326,742)**	**22,467,315**	**$(838,069)**	**$ 636,240**	**$ 48,914**	**$ 685,154**	**$ 79,629**

See notes to consolidated financial statements.

LAZARD, INC.

CONSOLIDATED STATEMENTS OF CHANGES IN STOCKHOLDERS' EQUITY AND REDEEMABLE NONCONTROLLING INTERESTS
FOR THE YEARS ENDED DECEMBER 31, 2025, 2024 AND 2023
(dollars in thousands)

	Common Stock		Additional Paid-In-Capital	Retained Earnings	Accumulated Other Comprehensive Income (Loss), Net of Tax	Common Stock Held In Treasury		Total Lazard Stockholders' Equity	Noncontrolling Interests	Total Stockholders' Equity	Redeemable Noncontrolling Interests
	Shares (*)	$				Shares	$				
Balance - January 1, 2023	**112,766,091**	**$ 1,128**	**$ 167,890**	**$ 1,676,713**	**$ (295,854)**	**26,814,213**	**$ (993,414)**	**$ 556,463**	**$ 118,936**	**$ 675,399**	**$ 583,471**
Comprehensive income (loss):											
Net income (loss)				(75,479)				(75,479)	6,191	(69,288)	11,981
Other comprehensive income - net of tax					5,904			5,904	1	5,905	
Amortization of share-based incentive compensation			244,931					244,931	5,639	250,570	
Dividend equivalents			24,615	(25,523)				(908)	(10,692)	(11,600)	
Common stock dividends ($2.00 per share)				(173,075)				(173,075)		(173,075)	
Purchase of common stock						2,782,662	(102,051)	(102,051)		(102,051)	
Delivery of common stock in connection with share-based incentive compensation and related tax benefit of $253			(216,762)			(4,220,444)	156,822	(59,940)	5,664	(54,276)	
Business acquisitions and related equity transactions:											
Common stock issuable			1,775					1,775		1,775	
Delivery of common stock			(1,533)			(41,384)	1,533	–		–	
Distributions to noncontrolling interests, net									(3,725)	(3,725)	
LFI Consolidated Funds									(74,164)	(74,164)	77,525
Change in redemption value of redeemable noncontrolling interests			(412)					(412)	(177)	(589)	589
LGAC liquidation:											
Distribution to redeemable noncontrolling interests											(585,891)
Reversal to net loss of amounts previously charged to additional paid-in-capital and noncontrolling interests			13,195					13,195	4,734	17,929	
Reversal of deferred offering costs liability			14,087					14,087	6,038	20,125	
Other			(582)			5,240	(149)	(731)	(17)	(748)	
Balance - December 31, 2023	**112,766,091**	**$ 1,128**	**$ 247,204**	**$ 1,402,636**	**$ (289,950)**	**25,340,287**	**$ (937,259)**	**$ 423,759**	**$ 58,428**	**$ 482,187**	**$ 87,675**

(*) Includes 111,728,757, 112,766,091 and 112,766,091 shares of the Company's common stock issued at December 31, 2025, 2024 and 2023.

See notes to consolidated financial statements.

1. ORGANIZATION AND BASIS OF PRESENTATION

Organization

Lazard, Inc. is a global financial advisory and asset management firm, incorporated in Delaware that specializes in crafting solutions to the complex financial and strategic challenges and opportunities of our clients. Lazard provides advice on mergers and acquisitions, capital markets and capital solutions, restructuring and liability management, geopolitics, and other strategic matters, as well as asset management and investment solutions to institutions, corporations, governments, partnerships, family offices, and high net worth individuals.

On January 1, 2024, Lazard completed its conversion (the "Conversion") from an exempted company incorporated under the laws of Bermuda named Lazard Ltd to a U.S. C-Corporation named Lazard, Inc. Pursuant to the Conversion, each share of Lazard Ltd common stock was converted into one share of Lazard, Inc. common stock. References to "Lazard" or the "Company" refer to (i) Lazard, Inc. and its subsidiaries following the Conversion and (ii) Lazard Ltd and its subsidiaries prior to the Conversion.

Lazard, Inc. indirectly held 100% of all outstanding common membership interests of Lazard Group LLC, a Delaware limited liability company (collectively referred to, together with its subsidiaries, as "Lazard Group"), as of December 31, 2025 and 2024. Lazard, Inc., through its control of the managing members of Lazard Group LLC, controls Lazard Group, which is governed by a Third Amended and Restated Operating Agreement (the "Operating Agreement").

Lazard, Inc.'s primary operating asset is its indirect ownership of the common membership interests of, and managing member interests in, Lazard Group, whose principal operating activities are included in two business segments:

- Financial Advisory, which offers corporate, partnership, institutional, government, sovereign and individual clients across the globe a wide array of financial advisory services including mergers and acquisitions ("M&A") advisory, strategic capital solutions, shareholder advisory, sovereign advisory, geopolitical advisory, restructuring and liability management, capital raising and placement, and other strategic matters; and
- Asset Management, which offers a broad range of global investment solutions and investment and wealth management services in equity and fixed income strategies, asset allocation strategies, alternative investments and private equity funds to corporations, public funds, sovereign entities, endowments and foundations, labor funds, financial intermediaries and private wealth clients.

In addition, we record selected other activities in our Corporate segment, including cash management, investments, deferred tax assets, outstanding indebtedness and certain contingent obligations.

Basis of Presentation

The consolidated financial statements are prepared in conformity with accounting principles generally accepted in the United States of America ("U.S. GAAP").

The Company's policy is to consolidate entities in which it has a controlling financial interest. The Company consolidates:

- Voting interest entities ("VOEs") where the Company holds a majority of the voting interest in such VOEs and
- Variable interest entities ("VIEs") where the Company is the primary beneficiary having the power to direct the activities of the VIE that most significantly impact the VIE's economic performance and the obligation to absorb losses of, or receive benefits from, the VIE that could be potentially significant to the VIE (see Note 24).

When the Company does not have a controlling interest in an entity, but exerts significant influence over such entity's operating and financial decisions, the Company either (i) applies the equity method of accounting in which it records a proportionate share of the entity's net earnings or losses or (ii) elects the option to measure its investment at fair value.

Intercompany transactions and balances have been eliminated.

The consolidated financial statements include Lazard, Inc. and its subsidiaries, including Lazard Group LLC and Lazard Group LLC's principal operating subsidiaries: Lazard Frères & Co. LLC ("LFNY"), a New York limited liability company, along with its subsidiaries, including Lazard Asset Management LLC and its subsidiaries (collectively referred to as "LAM"); the French limited liability companies Compagnie Financière Lazard Frères SAS ("CFLF"), along with its subsidiaries, Lazard Frères Banque SA ("LFB") and Lazard Frères Gestion SAS ("LFG"), and Maison Lazard SAS and its subsidiaries; and Lazard & Co., Limited ("LCL"), through Lazard & Co., Holdings Limited ("LCH"), an English private limited company, together with their jointly owned affiliates and subsidiaries.

Tax receivable agreement obligation is reported in "other liabilities" on the consolidated statements of financial condition. Such amounts were previously reported separately. Prior year information has been recast to reflect the updated presentation.

2. SIGNIFICANT ACCOUNTING POLICIES

The accounting policies below relate to reported amounts and disclosures in the consolidated financial statements.

Foreign Currency **—**The consolidated financial statements are presented in U.S. Dollars. Many of the Company's non-U.S. subsidiaries have a functional currency (*i.e.*, the currency in which operational activities are primarily conducted) that is other than the U.S. Dollar, generally the currency of the country in which such subsidiaries are domiciled. Such subsidiaries' assets and liabilities are translated into U.S. Dollars at year-end exchange rates, while revenue and expenses are translated at average exchange rates during the year based on the daily closing exchange rates. Adjustments that result from translating amounts from a subsidiary's functional currency to U.S. Dollars are reported in "accumulated other comprehensive income (loss), net of tax" ("AOCI"). Foreign currency remeasurement gains and losses on transactions in non-functional currencies are included on the consolidated statements of operations. Foreign currency remeasurement gains (losses), net of gains and losses from forward foreign currency exchange rate contracts (see Note 8) amounted to $(757), $2,846 and $(5,574) for the years ended December 31, 2025, 2024 and 2023, respectively, and are included in "revenue-other" on the respective consolidated statements of operations.

Use of Estimates**—**The preparation of consolidated financial statements in conformity with U.S. GAAP requires the use of management's estimates. In preparing the consolidated financial statements, management makes estimates and assumptions regarding:

- valuations of assets and liabilities requiring fair value estimates including, but not limited to, investments, derivatives and assumptions used to value pension and other post-retirement plans;
- the assessment of the timing and amount of revenue recognized, including the probability of collection of fees;
- the discount rate used to measure operating lease right-of-use assets and operating lease liabilities;
- the adequacy of the allowance for credit losses;
- the realization of deferred tax assets and adequacy of tax reserves for uncertain tax positions;
- the measurement of our tax receivable agreement obligation;
- the outcome of litigation;
- the carrying amount of goodwill and other intangible assets;
- the vesting of share-based and other deferred compensation plan awards; and

- other matters that affect the reported amounts and disclosure of contingencies in the consolidated financial statements.

Estimates, by their nature, are based on judgment and available information. Therefore, actual results could differ from those estimates and could have a material impact on the consolidated financial statements.

Cash and Cash Equivalents—The Company defines cash equivalents as short-term, highly liquid securities and cash deposits with original maturities of three months or less when purchased. Cash equivalents also include overnight reverse repurchase agreements, which are recorded at amortized cost.

Deposits with Banks and Short-Term Investments—Represents LFB's short-term deposits, including with the Banque de France and amounts placed by LFB in short-term, highly liquid securities with original maturities of three months or less when purchased. The level of these deposits and investments may be driven by the level of LFB demand deposits (which can fluctuate significantly on a daily basis) and by changes in asset allocation.

Restricted Cash—Primarily represents escrowed cash balances that the Company cannot access prior to meeting certain requirements and other restricted cash deposits made by the Company, including those to satisfy the requirements of clearing organizations.

Receivables and Allowance for Credit Losses—The Company's receivables represent fee receivables, amounts due from customers, and other receivables. Receivables are stated net of an estimated allowance for credit losses determined in accordance with the current expected credit losses ("CECL") guidance for general credit risk of the overall portfolio and for specific accounts deemed uncollectible, which may include situations where a fee is in dispute.

For fee receivables, the allowance for credit losses is determined together for all Financial Advisory fee receivables, except for Private Capital Advisory given the different nature of the business, client composition, and risk characteristics. An allowance for credit losses is determined separately for Private Capital Advisory fee receivables. In addition, a separate allowance for credit losses is determined for all Asset Management fee receivables. The allowances are measured by the application of an average charge-off rate, determined annually based on historical bad debt charge-off experience, to the fee receivable balance of the respective services, adjusted for the specific allowance recognized based on current conditions of individual clients. The current conditions are considered on a quarterly basis and include the aging of the receivables, the client's ability to make payments, and the Company's relationship with the client. In addition, the Company also performs an assessment at least quarterly to monitor economic factors and other uncertainties that may require additional adjustment to the expected credit losses allowance.

Financial Advisory and Asset Management fee receivables past due in excess of 8 and 12 months, respectively, are generally fully provided for unless there is evidence that the balance is collectible. Notwithstanding our policy for receivables past due, any specific receivables that are deemed uncollectible result in specific reserves against such exposures.

For customer loans within customers and other receivables, the Company has elected to apply the practical expedient, in accordance with the CECL guidance for financial assets with collateral maintenance provisions, which generally results in no expected credit losses given that these loans are fully collateralized and monitored for counterparty creditworthiness, with such collateral having a fair value in excess of the carrying amount of the loans.

See Note 5 for additional information regarding the Company's receivables and allowance for credit losses.

Investments—Investments in debt and marketable equity securities held directly through asset management funds are accounted for at fair value, with any increase or decrease in fair value recorded in earnings. Such amounts are reflected in "revenue-other" in the consolidated statements of operations.

The Company has elected the fair value option for investments held by asset management funds that would otherwise have been accounted for using the equity method of accounting. Accounting for these investments at fair value is consistent with how the Company accounts for other investments held by asset management funds. The fair value of such

investments is generally based on quoted prices in an active market. Changes in fair value are recorded in earnings and reflected in "revenue-other" in the consolidated statements of operations.

Investments also include interests in alternative investment funds and private equity funds, each accounted for at fair value, and investments accounted for under the equity method of accounting. Any increases or decreases in the carrying value of the investments accounted for at fair value and the Company's share of net income or losses pertaining to its equity method investments are reflected in "revenue-other" in the consolidated statements of operations. Additionally, equity method investments are tested for impairment if circumstances indicate impairment may have occurred. Impairment charges are reflected in "revenue-other" in the consolidated statements of operations.

Dividend income is reflected in "revenue-other" in the consolidated statements of operations. Securities transactions and the related revenue and expenses are recorded on a "trade date" basis.

See Notes 6 and 7 for additional information regarding the Company's investments.

***Property-net*—**Property is stated at cost less accumulated depreciation and amortization. Buildings are depreciated on a straight-line basis over their estimated useful lives. Leasehold improvements are capitalized and are amortized over the lesser of the economic useful life of the improvement or the remaining term of the lease. Depreciation of furniture and equipment, including computer hardware and software, is determined on a straight-line basis using estimated useful lives. Depreciation and amortization expenses aggregating $34,189, $36,281 and $42,853 for the years ended December 31, 2025, 2024 and 2023, respectively, are included on the consolidated statements of operations in "occupancy and equipment" or "technology and information services", depending on the nature of the underlying asset. Repairs and maintenance are expensed as incurred.

***Operating Lease Right-of-use Assets and Operating Lease Liabilities*—**The Company determines if an arrangement is, or contains, a lease at its inception and reevaluates the arrangement if the terms are modified. Operating lease right-of-use assets ("ROU assets") represent the right to use an underlying asset for the lease term and operating lease liabilities reflect the obligation to make lease payments arising from the lease. At any given time during the lease term, the operating lease liability represents the present value of the remaining lease payments and the operating lease ROU asset is measured at the amount of the lease liability, adjusted for rent prepayments, unamortized initial direct costs and the remaining balance of lease incentives received. Both the operating lease ROU asset and the operating lease liability are reduced to zero at the end of the lease.

See Note 10 for additional information regarding the Company's ROU assets and operating lease liabilities.

***Goodwill and Other Intangible Assets*—**Goodwill has an indefinite life and is tested for impairment annually or more frequently if circumstances indicate impairment may have occurred. In 2024, the Company changed its goodwill impairment testing date from November 1 to October 1 to align impairment testing procedures with its quarter-end financial reporting. The change was applied prospectively and was not material to the Company's consolidated financial statements as it did not delay, accelerate or avoid an impairment charge. The Company performs a qualitative assessment about whether it is more likely than not that the fair value of a reporting unit is less than its carrying amount in lieu of actually calculating the fair value of the reporting unit. If events indicate that it is more likely than not that a reporting unit's fair value is less than its carrying value, the Company performs a quantitative assessment to determine the fair value of the reporting unit and compares it to its carrying value. If the carrying value of a reporting unit exceeds its fair value, the Company would recognize an impairment loss equal to the excess.

Intangible assets that are not deemed to have an indefinite life are amortized over their estimated useful lives and are reviewed for impairment whenever events or changes in circumstances indicate that the carrying amount of such assets may not be recoverable. The pattern of amortization reflects the timing of the realization of the economic benefits of such intangible assets. For acquired customer contracts, the period of realization is deemed to be the period when the related revenue is recognized. The impairment analysis is performed by comparing the carrying value of the intangible asset being reviewed for impairment to the current and expected future cash flows expected to be generated from such asset on an undiscounted basis, including eventual disposition. An impairment loss would be measured for the amount by which the carrying amount of the intangible asset exceeds its fair value.

See Note 11 with respect to goodwill and other intangible assets.

***Derivative Instruments*—**A derivative is typically defined as a financial instrument whose value is "derived" from underlying assets, indices or reference rates, such as a future, forward, swap, warrant or option contract, or other financial instrument with similar characteristics. Derivative contracts often involve future commitments to exchange interest payment streams or currencies based on a notional or contractual amount (*e.g.*, interest rate swaps or currency forwards) or to purchase or sell other financial instruments at specified terms on a specified date (*e.g.*, options to buy or sell securities or currencies).

The Company enters into forward foreign currency exchange rate contracts, interest rate swaps, interest rate futures, total return swap contracts on various equity and debt indices and other derivative contracts to economically hedge exposures to fluctuations in currency exchange rates, interest rates and equity and debt prices. The Company reports its derivative instruments separately as assets and liabilities unless a legal right of set-off exists under a master netting agreement enforceable by law, in which case the Company would net the applicable assets and liabilities and related receivable and payable for net cash collateral under such contracts. The Company's derivative instruments are recorded at their fair value, and are included in "other assets" and "other liabilities" on the consolidated statements of financial condition. Gains and losses on the Company's derivative instruments are generally included in "revenue-other", based on the nature of the underlying item, in the consolidated statements of operations. Cash flows related to derivative instruments and associated hedged items are classified in the same category in the consolidated statements of cash flows.

In addition to the derivative instruments described above, the Company records derivative liabilities relating to its obligations pertaining to Lazard Fund Interests ("LFI") and other similar deferred compensation arrangements, the fair value of which is based on the value of the underlying investments, adjusted for estimated forfeitures, and is included in "accrued compensation and benefits" in the consolidated statements of financial condition. Changes in the fair value of the derivative liabilities are included in "compensation and benefits" in the consolidated statements of operations, the impact of which equally offsets the changes in the fair value of investments which are currently expected to be delivered upon settlement of LFI and other similar deferred compensation arrangements, which are reported in "revenue-other" in the consolidated statements of operations. For information regarding LFI and other similar deferred compensation arrangements, see Notes 6, 8 and 16.

***Deposits and Other Customer Payables*—**Principally consists of LFB customer-related demand deposits and certificates of deposit.

***Securities Sold, Not Yet Purchased*—**Securities sold, not yet purchased represents liabilities for securities sold where there is an obligation to deliver such securities. These liabilities are included within "other liabilities" in the consolidated statements of financial condition. These securities are accounted for at fair value, with any increase or decrease in fair value recorded in earnings in accordance with standard securities industry practices. Such gains and losses are reflected in "revenue-other" in the consolidated statements of operations**.**

***Fair Value of Financial Assets and Liabilities*—**The majority of the Company's financial assets and liabilities are recorded at fair value or at amounts that approximate fair value. Such assets and liabilities include cash and cash equivalents, deposits with banks and short-term investments, restricted cash, receivables, investments (excluding investments accounted for under the equity method of accounting), derivative instruments, deposits and other customer payables.

***Redeemable Noncontrolling Interests*—**See Notes 15 and 24 for information regarding consolidated VIE interests held by employees.

Investment Banking and Other Advisory Fees —Fees for Financial Advisory services are recorded when: (i) a contract with a client has been identified, (ii) the performance obligations in the contract have been identified, (iii) the fee or other transaction price has been determined, (iv) the fee or other transaction price has been allocated to each performance obligation in the contract, and (v) the Company has satisfied the applicable performance obligation. The expenses that are directly related to such transactions are recorded as incurred and presented within operating expenses when the Company is primarily responsible for fulfilling the promise of the arrangement. Revenues associated with the

reimbursement of such expenses are recorded when the Company is contractually entitled to reimbursement and presented within investment banking and other advisory fees. Revenues are recorded net of taxes assessed by a governmental authority that are both imposed on and concurrent with a specific revenue-producing transaction, and collected from clients.

Asset Management Fees—Fees for Asset Management services are primarily comprised of management fees and incentive fees. Management fees are derived from fees for investment management and other services provided to clients. Revenue is recorded in accordance with the same five criteria as Financial Advisory fees, which generally results in management fees being recorded on a daily, monthly or quarterly basis, primarily based on a percentage of client assets managed. Fees vary with the type of assets managed, with higher fees earned on equity assets, alternative investment (such as hedge fund) and private equity funds, and lower fees earned on fixed income and money market products. Expenses that are directly related to the sale or distribution of fund interests are recorded as incurred and presented within operating expenses when the Company is primarily responsible for fulfilling the promise of the arrangement. Revenues associated with the reimbursement of such expenses are recorded when the Company is contractually entitled to reimbursement and presented within asset management fees. Revenues are recorded net of taxes assessed by a governmental authority that are both imposed on and concurrent with a specific revenue-producing transaction, and collected from clients.

In addition, the Company earns performance-based incentive fees on various investment products, including traditional products and alternative investment funds such as hedge funds and private equity funds.

For hedge funds, incentive fees are calculated based on a specific percentage of a fund's net appreciation, in some cases in excess of established benchmarks or thresholds. The Company records incentive fees on traditional products and hedge funds when a significant reversal in the amount of the cumulative revenue to be recognized is not probable, which is typically at the end of the relevant performance measurement period. The incentive fee measurement period is generally an annual period (unless an account is terminated during the year). The incentive fees received at the end of the measurement period are not subject to reversal or clawback. Incentive fees on hedge funds generally are subject to loss carryforward provisions in which losses incurred by the hedge funds in any year are applied against certain gains realized by the hedge funds in future periods before any incentive fees can be earned.

For private equity funds, incentive fees may be earned in the form of a "carried interest" if profits arising from realized investments exceed a specified threshold. Typically, such carried interest is ultimately calculated on a whole-fund or investment by investment basis and, therefore, clawback of carried interest toward the end of the life of the fund can occur. As a result, the Company recognizes incentive fees earned on our private equity funds only when it is probable that a clawback will not occur.

Receivables relating to asset management and incentive fees are reported in "fees receivable" on the consolidated statements of financial condition.

***Equity-Based Incentive Compensation Awards*—**Equity-based incentive compensation awards that do not require future service are expensed immediately. Equity-based compensation awards that require future service are expensed over the applicable requisite service period, based on the grant date fair value of the award. Compensation expense recognized for equity-based incentive compensation is determined based on the number of awards that in the Company's estimate are considered probable of vesting (including as a result of any applicable performance conditions). Equity-based incentive compensation is primarily recognized in "compensation and benefits" expense.

***Income Taxes*—**Deferred income taxes reflect the net tax effects of temporary differences between the financial reporting and tax basis of assets and liabilities and are measured using the enacted tax rates and laws that will be in effect when such differences are expected to reverse. Such temporary differences are reflected as "deferred tax assets" and "deferred tax liabilities" on the consolidated statements of financial condition. A deferred tax asset is recognized if it is more likely than not (defined as a likelihood of greater than 50%) that a tax benefit will be accepted by the relevant taxing authority.

In assessing the realizability of deferred tax assets, management considers whether it is more likely than not that some portion or all of the deferred tax assets will not be realized and, when necessary, a valuation allowance is established.

The ultimate realization of the deferred tax assets is dependent upon the generation of future taxable income during the periods in which temporary differences become deductible. Management considers the following possible sources of taxable income when assessing the realization of deferred tax assets:

- future reversals of existing taxable temporary differences;
- future taxable income exclusive of reversing temporary differences and carryforwards;
- taxable income in prior carryback years; and
- tax-planning strategies.

The assessment regarding whether a valuation allowance is required or should be adjusted also considers all available information, including the following:

- nature, frequency, magnitude and duration of any past losses and current operating results;
- duration of statutory carryforward periods;
- historical experience with tax attributes expiring unused; and
- near-term and medium-term financial outlook.

The Company records tax positions taken or expected to be taken in a tax return based upon the Company's estimates regarding the amount that is more likely than not to be realized or paid, including in connection with the resolution of any related appeals or other legal processes. Accordingly, the Company recognizes liabilities for certain unrecognized tax benefits based on the amounts that are more likely than not to be settled with the relevant taxing authority. The Company recognizes interest and/or penalties related to unrecognized tax benefits in "provision for income taxes". See Note 19 for additional information relating to income taxes.

3. RECENT ACCOUNTING DEVELOPMENTS

Compensation – Stock Compensation (Topic 718): Scope Application of Profits Interest and Similar Awards — In March 2024, the FASB issued an accounting standard update that provides guidance in determining whether profits interest and similar awards should be accounted for as share-based arrangements within the scope of Topic 718. The amendments are effective for annual and interim periods beginning after December 15, 2024, and shall be applied either retrospectively or prospectively. The Company has adopted the new guidance as of January 1, 2025 with prospective application to any profits interest and similar awards granted or modified on or after the date of adoption. The adoption of the amendments did not have a material impact to the Company's financial statements.

Income Taxes (Topic 740): Improvements to Income Tax Disclosures —In December 2023, the FASB issued an accounting standard update to enhance the transparency and decision usefulness of income tax disclosures. The amendments include new annual disclosure requirements related to the rate reconciliation, information about income taxes paid, and disaggregated information on pre-tax income or loss and income tax expense from continuing operations. The amendments also eliminated certain disclosure requirements. The new guidance is effective for annual periods beginning after December 15, 2024, and shall be applied on a prospective basis. The Company has adopted the new guidance prospectively and updated its income tax disclosures in Note 19.

Income Statement—Reporting Comprehensive Income—Expense Disaggregation Disclosures (Subtopic 220-40): Disaggregation of Income Statement Expenses — In November 2024, the FASB issued an accounting standard update to require additional information about the types of expenses in commonly presented expense captions. The amendments are effective for annual periods beginning after December 15, 2026, and the subsequent interim periods, with early adoption permitted. The amendments shall be applied either prospectively or retrospectively. The Company is currently evaluating the new guidance.

Financial Instruments—Credit Losses (Topic 326): Measurement of Credit Losses for Accounts Receivable and Contract Assets — In July 2025, the FASB issued an accounting standard update that provides a practical expedient related to the estimation of expected credit losses on accounts receivables, which permits entities to assume that the current

conditions as of the balance sheet date do not change for the remaining life of the asset. The amendments are effective for annual periods beginning after December 15, 2025 and interim periods within those annual periods, with early adoption permitted. The amendments shall be applied either prospectively or retrospectively. The Company intends to elect the practical expedient with a prospective application as of January 1, 2026. The Company does not expect the election of the practical expedient to have a material impact on its financial statements upon adoption.

Intangibles—Goodwill and Other—Internal-Use Software (Subtopic 350-40): Targeted Improvements to the Accounting for Internal-Use Software — In September 2025, the FASB issued an accounting standard update to eliminate accounting consideration of software project development stages and enhance the guidance related to when an entity would begin capitalizing software costs. The amendments are effective for annual periods beginning after December 15, 2027, and the interim periods within those annual periods, with early adoption permitted. The amendments can be applied prospectively, retrospectively, or using a modified transition approach. The Company is currently evaluating the new guidance.

4. REVENUE RECOGNITION

The Company disaggregates revenue based on its business segment results and believes that the following information provides a reasonable representation of how performance obligations relate to the nature, amount, timing and uncertainty of revenue and cash flows:

	Year Ended December 31,		
	2025	2024	2023
Net Revenue:			
Financial Advisory (a)	$ 1,834,303	$ 1,756,183	$ 1,385,357
Asset Management:			
Management fees and other (b)	$ 1,203,182	$ 1,135,447	$ 1,121,950
Incentive fees (c)	71,544	51,530	29,546
Total Asset Management	$ 1,274,726	$ 1,186,977	$ 1,151,496

(a) Financial Advisory is comprised of a wide array of financial advisory services regarding M&A advisory, strategic capital solutions, shareholder advisory, sovereign advisory, geopolitical advisory, restructuring and liability management, capital raising and placement, and other strategic advisory work for clients. The benefits of these advisory services are generally transferred to the Company's clients over time, and consideration for these advisory services typically includes transaction completion, transaction announcement and retainer fees. Retainer fees are generally fixed and recognized over the period in which the advisory services are performed. However, transaction announcement and transaction completion fees are variable and subject to constraints, and they are typically not recognized until there is an announcement date or a completion date, respectively, due to the uncertainty associated with those events. Therefore, in any given period, advisory fees recognized for certain transactions may relate to services performed in prior periods. The advisory fees that may be unrecognized as of the end of a reporting period, primarily comprised of fees associated with transaction announcements and transaction completions, generally remain unrecognized due to the uncertainty associated with those events.

(b) Management fees and other is primarily comprised of management services. The benefits of these management services are transferred to the Company's clients over time. Consideration for these management services generally includes management fees, which are based on assets under management and recognized over the period in which the management services are performed. The selling or distribution of fund interests is a separate performance obligation within management fees and other, and the benefits of such services are transferred to the Company's clients at the point in time that such fund interests are sold or distributed.

(c) Incentive fees is primarily comprised of management services. The benefits of these management services are transferred to the Company's clients over time. Consideration for these management services is generally variable and includes performance or incentive fees. The fees allocated to these management services that are unrecognized as of

the end of the reporting period are generally amounts that are subject to constraints due to the uncertainty associated with performance targets and clawbacks.

In addition to the above, contracts with clients include trade-based commission income, which is recognized at the point in time of execution and presented within other revenue. Such income may be earned by providing trade facilitation, execution, clearance and settlement, custody, and trade administration services to clients.

With regard to the disclosure requirement for remaining performance obligations, the Company elected the practical expedients permitted in the guidance to (i) exclude contracts with a duration of one year or less; and (ii) exclude variable consideration, such as transaction completion and transaction announcement fees, that is allocated entirely to unsatisfied performance obligations. Excluded variable consideration typically relates to contracts with a duration of one year or less, and is generally constrained due to uncertainties.

At December 31, 2025, the Company had deferred revenue of $139,022 included in “other liabilities” on the consolidated statements of financial condition. During the year ended December 31, 2025, the Company recognized $32,558 in revenue that was included in the deferred revenue balance as of December 31, 2024 of $136,536.

5. RECEIVABLES AND ALLOWANCE FOR CREDIT LOSSES

The Company’s receivables represent fee receivables, amounts due from customers and other receivables. Where applicable, receivables are stated net of an estimated allowance for credit losses determined in accordance with the CECL model.

Of the Company’s fee receivables at December 31, 2025 and 2024, $152,227 and $130,682, respectively, represented financing receivables for our Private Capital Advisory fees.

At December 31, 2025 and 2024, customers and other receivables included $142,454 and $82,985, respectively, of customer loans provided by LFB to high net worth individuals and families, which are fully collateralized and monitored for counterparty creditworthiness, with such collateral having a fair value in excess of the carrying amount of the loans as of both December 31, 2025 and 2024.

The aggregate carrying amount of other fees and customers and other receivables was $603,105 and $539,956 at December 31, 2025 and 2024, respectively.

Activity in the allowance for credit losses for the years ended December 31, 2025, 2024 and 2023 was as follows:

	Year Ended December 31,		
	2025	2024	2023
Beginning Balance	$ 32,033	$ 28,503	$ 17,738
Provision for credit losses, net of reversals	(4,502)	11,793	20,875
Charge-offs	(5,635)	(7,841)	(10,670)
Foreign currency translation and other adjustments	988	(422)	560
Ending Balance	$ 22,884	$ 32,033	$ 28,503

The provision for credit losses, net of reversals represents the current period provision of expected credit losses and is included in “operating expenses-other” on the consolidated statements of operations.

The allowance for credit losses is substantially all related to Financial Advisory fee receivables and other receivables.

6. INVESTMENTS

The Company's investments consist of the following at December 31, 2025 and 2024:

	December 31,	
	2025	2024
Debt	$ 1,729	$ –
Equity	56,920	58,623
Funds:		
Alternative investments (a)	52,702	59,230
Debt (a)	125,806	147,173
Equity (a)	320,832	289,610
Private equity	49,105	43,412
Total funds	548,445	539,425
Investments, at fair value	607,094	598,048
Equity method investments	18,752	16,899
Total investments	$ 625,846	$ 614,947

(a) Interests in alternative investment funds, debt funds and equity funds include investments, (fair values shown below), including those held by LFI Consolidated Funds (see Note 24), held to satisfy the Company's obligation upon vesting of previously granted LFI and other similar deferred compensation arrangements. LFI represent grants by the Company to eligible employees of interests in a number of Lazard-managed funds, subject to service-based vesting conditions (see Notes 8 and 16).

	December 31,	
	2025	2024
Investments related to LFI and other similar deferred compensation arrangements:		
Alternative investments	$ 22,224	$ 23,865
Debt	101,297	126,407
Equity	161,500	223,729
Total	$ 285,021	$ 374,001

Debt securities primarily consist of investments in government securities held within separately managed accounts in order to seed strategies in our Asset Management business.

Equity securities primarily consist of investments in marketable equity securities of large-, mid- and small-cap domestic, international and global companies held within separately managed accounts in order to seed strategies in our Asset Management business.

Alternative investment funds primarily consist of interests in various Lazard-managed hedge funds, funds of funds and mutual funds. Such amounts primarily consist of investments in funds in order to seed strategies in our Asset Management business, and amounts related to LFI discussed above.

Debt funds primarily consist of investments in debt securities in order to seed strategies in our Asset Management business and amounts related to LFI discussed above.

Equity funds primarily consist of investments in equity securities in order to seed strategies in our Asset Management business, and amounts related to LFI discussed above.

Private equity investments include those owned by Lazard and those consolidated but not owned by Lazard. Private equity investments owned by Lazard are primarily comprised of investments in private equity funds. Such investments primarily include (i) Edgewater Growth Capital Partners III, L.P. ("EGCP III"), a fund primarily making equity and buyout investments in middle market companies and (ii) a seed investment in a fund that invests in sustainable private infrastructure opportunities. Private equity investments consolidated but not owned by Lazard relate to the economic interests that are owned by the management team and other investors in the Edgewater Funds ("Edgewater").

Equity method investments include an interest in a venture capital asset management entity accounted for under the equity method of accounting. The carrying value includes amounts related to intangible assets, which are amortized, and goodwill.

During the years ended December 31, 2025, 2024 and 2023, the Company reported in "revenue-other" on its consolidated statements of operations net unrealized investment gains and losses pertaining to equity securities and trading debt securities still held as of the reporting date as follows:

	Year Ended December 31,		
	2025	2024	2023
Net unrealized investment gains (losses)	$ 47,639	$ (6,327)	$ 54,228

As of December 31, 2025, the Company has pledged investments with a carrying value of $48,966, primarily as collateral for its derivative contracts (see Note 8). Such pledged assets can be sold or repledged by the secured party.

7. FAIR VALUE MEASUREMENTS

Fair Value Hierarchy of Investments and Certain Other Assets and Liabilities—Lazard categorizes its investments and certain other assets and liabilities recorded at fair value into a three-level fair value hierarchy as follows:

Level 1. Assets and liabilities whose values are based on unadjusted quoted prices for identical assets or liabilities in an active market that Lazard has the ability to access.

Level 2. Assets and liabilities whose values are based on (i) quoted prices for similar assets or liabilities in an active market, or quoted prices for identical or similar assets or liabilities in non-active markets, or (ii) inputs other than quoted prices that are directly observable or derived principally from, or corroborated by, market data.

Level 3. Assets and liabilities whose values are based on prices or valuation techniques that require inputs that are both unobservable and significant to the overall fair value measurement. These inputs reflect our own assumptions about the assumptions a market participant would use in pricing the asset or liability. Items included in Level 3 include securities or other financial instruments for which there is little, if any, market activity. As a result, valuation inputs may involve significant management judgment or estimation.

The fair value of instruments reported as cash and cash equivalents, deposits with banks and short-term investments, and restricted cash, is classified as Level 1 when the fair values are based on unadjusted quoted prices in active markets.

The fair value of debt securities, is classified as Level 1 when the fair values are based on unadjusted quoted prices in active markets, or Level 2 when based on one or more quoted prices in markets that are not active or for which all significant inputs are observable, either directly or indirectly.

The fair value of equity securities is classified as Level 1 or Level 3 as follows: marketable equity securities are classified as Level 1 and are valued based on the last trade price on the primary exchange for that security as provided by external pricing services; equity interests in private companies are generally classified as Level 3.

The fair value of investments in alternative investment funds, debt funds and equity funds is classified as Level 1 when the fair values are based on the publicly reported closing price for the fund, or Level 2 when based on one or more quoted prices in markets that are not active or for which all significant inputs are observable, either directly or indirectly.

The fair value of investments in certain private equity funds is classified as Level 3 when the acquisition price is considered the best measure of fair value.

The fair value of securities sold, not yet purchased, is classified as Level 1 when the fair values are based on unadjusted quoted prices in active markets.

The fair value of the contingent consideration liability is classified as Level 3. The contingent consideration liability is initially recorded at fair value on the acquisition date and is included in "other liabilities" on the consolidated statements of financial condition. The fair value of the contingent consideration liability is remeasured at each reporting period. The inputs used to derive the fair value of the contingent consideration include the application of probabilities when assessing certain performance thresholds for the relevant periods. Any change in the fair value is recognized in "operating expenses-other" in the consolidated statements of operations. Our business acquisitions may involve the potential payment of contingent consideration upon the achievement of certain performance thresholds.

The fair value of derivatives classified as Level 2 is based on the values of the related underlying assets, indices or reference rates as follows: the fair value of forward foreign currency exchange rate contracts is a function of the spot rate and the interest rate differential of the two currencies from the trade date to settlement date; the fair value of total return swaps is based on the change in fair value of the related underlying equity security, financial instrument or index and a specified notional holding; the fair value of interest rate swaps is based on the interest rate yield curve; and the fair value of derivative liabilities related to LFI and other similar deferred compensation arrangements is based on the value of the underlying investments, adjusted for forfeitures. See Note 8.

Investments Measured at Net Asset Value ("NAV")—As a practical expedient, the Company uses NAV or its equivalent to measure the fair value of certain investments. NAV is primarily determined based on information provided by external fund administrators. The Company's investments valued at NAV as a practical expedient in (i) alternative investment funds, debt funds and equity funds are redeemable in the near term, and (ii) private equity funds are not redeemable in the near term as a result of redemption restrictions.

The following tables present, as of December 31, 2025 and 2024, the classification of (i) investments and certain other assets and liabilities measured at fair value on a recurring basis within the fair value hierarchy and (ii) investments measured at NAV or its equivalent as a practical expedient:

	December 31, 2025				
	Level 1	Level 2	Level 3	NAV	Total
Assets:					
Deposits with banks and short-term investments (a)	$ 24,820	$ –	$ –	$ –	$ 24,820
Restricted cash (a)	100	–	–	–	100
Investments:					
Debt	1,313	416	–	–	1,729
Equity	56,245	–	675	–	56,920
Funds:					
Alternative investments	7,232	–	–	45,470	52,702
Debt	116,464	9,339	–	3	125,806
Equity	320,334	432	–	66	320,832
Private equity	–	–	290	48,815	49,105
Derivatives	–	453	–	–	453
Total	$ 526,508	$ 10,640	$ 965	$ 94,354	$ 632,467
Liabilities:					
Securities sold, not yet purchased	$ 3,434	$ –	$ –	$ –	$ 3,434
Contingent consideration liability	–	–	2,300	–	2,300
Derivatives	–	218,939	–	–	218,939
Total	$ 3,434	$ 218,939	$ 2,300	$ –	$ 224,673

	December 31, 2024				
	Level 1	Level 2	Level 3	NAV	Total
Assets:					
Cash and cash equivalents (a)	$ 5,982	$ –	$ –	$ –	$ 5,982
Deposits with banks and short-term investments (a)	24,666	–	–	–	24,666
Investments:					
Equity	58,034	–	589	–	58,623
Funds:					
Alternative investments	10,763	–	–	48,467	59,230
Debt	129,004	18,166	–	3	147,173
Equity	289,244	316	–	50	289,610
Private equity	–	–	256	43,156	43,412
Derivatives	–	3,787	–	–	3,787
Total	$ 517,693	$ 22,269	$ 845	$ 91,676	$ 632,483
Liabilities:					
Securities sold, not yet purchased	$ 4,529	$ –	$ –	$ –	$ 4,529
Contingent consideration liability	–	–	4,495	–	4,495
Derivatives	–	274,280	–	–	274,280
Total	$ 4,529	$ 274,280	$ 4,495	$ –	$ 283,304

(a) Level 1 represents U.S. Treasury securities.

The following tables provide a summary of changes in fair value of the Company's Level 3 assets and liabilities for the years ended December 31, 2025, 2024 and 2023:

	Year Ended December 31, 2025					
	Beginning Balance	Net Unrealized Gains/Losses Included In Earnings	Purchases/Issuances	Sales/ Settlements	Foreign Currency Translation Adjustments	Ending Balance
Assets:						
Investments:						
Equity	$ 589	$ 57	$ –	$ –	$ 29	$ 675
Private equity funds	256	–	–	–	34	290
Total Level 3 assets	$ 845	$ 57	$ –	$ –	$ 63	$ 965
Liabilities:						
Contingent consideration liability (a)	$ 4,495	$ 105	$ –	$ (2,300)	$ –	$ 2,300
Total Level 3 liabilities	$ 4,495	$ 105	$ –	$ (2,300)	$ –	$ 2,300

	Year Ended December 31, 2024					
	Beginning Balance	Net Unrealized Gains/Losses Included In Earnings	Purchases/ Issuances	Sales/ Settlements	Foreign Currency Translation Adjustments	Ending Balance
Assets:						
Investments:						
Equity	$ 493	$ 46	$ 109	$ –	$ (59)	$ 589
Private equity funds	273	–	–	–	(17)	256
Total Level 3 assets	$ 766	$ 46	$ 109	$ –	$ (76)	$ 845
Liabilities:						
Contingent consideration liability (a)	$ 6,583	$ 212	$ –	$ (2,300)	$ –	$ 4,495
Total Level 3 liabilities	$ 6,583	$ 212	$ –	$ (2,300)	$ –	$ 4,495

	Year Ended December 31, 2023					
	Beginning Balance	Net Unrealized Gains/Losses Included In Earnings	Purchases/ Acquisitions/Issuances	Sales/ Settlements/Transfers (b)	Foreign Currency Translation Adjustments	Ending Balance
Assets:						
Investments:						
Equity	$ 646	$ 54	$ –	$ (281)	$ 74	$ 493
Private equity funds	18,772	–	–	(18,508)	9	273
Total Level 3 assets	$ 19,418	$ 54	$ –	$ (18,789)	$ 83	$ 766
Liabilities:						
Contingent consideration liability (a)	$ –	$ 274	$ 7,754	$ (1,445)	$ –	$ 6,583
Total Level 3 liabilities	$ –	$ 274	$ 7,754	$ (1,445)	$ –	$ 6,583

(a) For the year ended December 31, 2023, acquisitions represent the initial recognition of the contingent consideration liability (noncash transaction). Settlements for the years ended December 31, 2025, 2024 and 2023 represent aggregate cash and noncash settlement of contingent consideration after the acquisition date.

(b) Transfers out of Level 3 private equity funds during the year ended December 31, 2023 reflect investments valued at NAV that were previously valued based on the acquisition price.

***Financial Instruments Not Measured at Fair Value*—**The tables below present the carrying value, fair value and fair value hierarchy category of certain financial instruments as of December 31, 2025 and 2024 that are not measured at fair value in the Company's consolidated statement of financial condition.

	December 31, 2025				
			Fair Value Measurements Using:		
	Carrying Value	Fair Value	Level 1	Level 2	Level 3
Financial Assets:					
Cash and cash equivalents	$ 1,469,416	$ 1,469,416	$ 1,389,399	$ 80,017	$ –
Deposits with banks and short-term investments	142,314	142,314	142,314	–	–
Restricted cash	33,921	33,921	33,921	–	–
Financing receivables	152,227	152,491	–	–	152,491
Customer loans	142,454	142,454	–	–	142,454
Other fees and customers and other receivables	603,105	603,105	–	603,105	–
Financial Liabilities:					
Deposits and other customer payables	$ 330,852	$ 330,852	$ –	$ 330,852	$ –
Senior debt	1,688,086	1,736,982	–	1,736,982	–

	December 31, 2024				
			Fair Value Measurements Using:		
	Carrying Value	Fair Value	Level 1	Level 2	Level 3
Financial Assets:					
Cash and cash equivalents	$ 1,302,236	$ 1,302,236	$ 1,302,236	$ –	$ –
Deposits with banks and short-term investments	244,018	244,018	244,018	–	–
Restricted cash	32,466	32,466	32,466	–	–
Financing receivables	130,682	131,272	–	–	131,272
Customer loans	82,985	82,985	–	–	82,985
Other fees and customers and other receivables	539,956	539,956	–	539,956	–
Financial Liabilities:					
Deposits and other customer payables	$ 308,213	$ 308,213	$ –	$ 308,213	$ –
Senior debt	1,687,052	1,681,893	–	1,681,893	–

Cash and cash equivalents are carried at either cost or amortized cost that approximates fair value due to their short-term maturities.

The carrying value of deposits with banks and short-term investments, and restricted cash, approximates fair value because of the relatively short period of time between their origination and expected maturity.

Fair values of financing receivables were generally determined by discounting both principal and interest cash flows expected to be collected, using a discount rate approximating current market interest rates for comparable financial instruments and based on unobservable inputs.

The carrying value of customer loans approximates fair value as such loans are fully collateralized and bear interest at rates that regularly reset in accordance with market reference rates.

The carrying value of other fees and customers and other receivables and deposits and other customer payables approximates fair value due to their short-term nature.

The Company's senior debt is carried at its principal amount outstanding, net of unamortized debt costs. The fair value of the Company's senior debt is based on market quotations.

The following tables present, at December 31, 2025 and 2024, certain investments that are valued using NAV or its equivalent as a practical expedient in determining fair value:

	December 31, 2025				
				Investments Redeemable	
	NAV	Unfunded Commitments	% of NAV Not Redeemable	Redemption Frequency	Redemption Notice Period
Alternative investment funds:					
Hedge funds	$ 45,429	$ –	NA	(a)	30-60 days
Other	41	–	NA	(b)	<30-90 days
Debt funds	3	–	NA	(c)	<30-30 days
Equity funds	66	–	NA	(d)	<30-30 days
Private equity funds:					
Equity growth	48,815	34,389 (e)	100 % (f)	NA	NA
Total	$ 94,354	$ 34,389			

(a) monthly (100%)

(b) daily (100%)

(c) daily (100%)

(d) monthly (100%)

(e) Unfunded commitments to private equity investments consolidated but not owned by Lazard of $13,817 are excluded. Such commitments are required to be funded by capital contributions from noncontrolling interest holders. Included is a $28,790 commitment to a European tech-focused growth equity fund managed by our asset management business.

(f) Distributions from each fund will be received as the underlying investments of the funds are liquidated.

	December 31, 2024				
				Investments Redeemable	
	NAV	Unfunded Commitments	% of NAV Not Redeemable	Redemption Frequency	Redemption Notice Period
Alternative investment funds:					
Hedge funds	$ 47,788	$ –	NA	(a)	30-60 days
Other	679	–	NA	(b)	<30-90 days
Debt funds	3	–	NA	(c)	<30 days
Equity funds	50	–	NA	(d)	<30-30 days
Private equity funds:					
Equity growth	43,156	6,068 (e)	100 % (f)	NA	NA
Total	$ 91,676	$ 6,068			

(a) monthly (100%)

(b) daily (5%) and monthly (95%)

(c) daily (100%)

(d) monthly (100%)

(e) Unfunded commitments to private equity investments consolidated but not owned by Lazard of $20,205 are excluded. Such commitments are required to be funded by capital contributions from noncontrolling interest holders.

(f) Distributions from each fund will be received as the underlying investments of the funds are liquidated.

8. DERIVATIVES

The tables below present the fair value of the Company's derivative instruments reported within "other assets" and "other liabilities" and the fair value of the Company's derivative liabilities relating to its obligations pertaining to LFI and other similar deferred compensation arrangements reported within "accrued compensation and benefits" (see Note 16) on the accompanying consolidated statements of financial condition as of December 31, 2025 and 2024. Notional amounts provide an indication of the volume of the Company's derivative activity.

Derivative assets and liabilities, as well as the related cash collateral from the same counterparty, have been netted on the consolidated statements of financial condition where the Company has a right to set off under an enforceable master netting agreement.

In addition to the cash collateral received and transferred that is presented on a net basis with derivative assets and liabilities, the Company receives and transfers additional securities and cash collateral. These amounts mitigate counterparty credit risk associated with the Company's derivative instruments, but are not eligible for net presentation on the consolidated statements of financial condition.

	December 31, 2025			
	Derivative Assets		Derivative Liabilities	
	Fair Value	Notional	Fair Value	Notional
Forward foreign currency exchange rate contracts	$ 675	$ 209,295	$ 1,090	$ 316,290
Total return swaps and other	250	10,517	38,849	155,693
LFI and other similar deferred compensation arrangements	–	–	188,642	159,677
Total gross derivatives	925	$ 219,812	228,581	$ 631,660
Counterparty and cash collateral netting:				
Forward foreign currency exchange rate contracts	(221)		(221)	
Total return swaps and other	(251)		(9,421)	
Net derivatives in "other assets" and "other liabilities"	453		218,939	
Collateral not netted on the consolidated statement of financial condition (a)	–		(29,582)	
	$ 453		$ 189,357	

	December 31, 2024			
	Derivative Assets		Derivative Liabilities	
	Fair Value	Notional	Fair Value	Notional
Forward foreign currency exchange rate contracts	$ 4,248	$ 359,717	$ 1,068	$ 167,115
Total return swaps and other	125	1,031	17,527	116,239
LFI and other similar deferred compensation arrangements	–	–	270,847	247,848
Total gross derivatives	4,373	$ 360,748	289,442	$ 531,202
Counterparty and cash collateral netting:				
Forward foreign currency exchange rate contracts	(461)		(460)	
Total return swaps and other	(125)		(14,702)	
Net derivatives in "other assets" and "other liabilities"	3,787		274,280	
Collateral not netted on the consolidated statement of financial condition (a)	–		(1,132)	
	$ 3,787		$ 273,148	

(a) Includes cash and/or securities collateral pledged that are subject to master netting arrangements but do not meet the criteria for netting on the consolidated statements of financial condition under U.S. GAAP. For some counterparties, the amounts of securities and cash collateral pledged may exceed the derivative assets and derivative liabilities balances. Where this is the case, the amount of collateral offset within net derivatives is limited to the net derivative assets and net derivative liabilities balances with that counterparty.

Cash and securities collateral were previously reported separately. Prior year information has been recast to reflect the current presentation.

Net gains (losses) with respect to derivative instruments (included in "revenue-other") and the Company's derivative liabilities relating to its obligations pertaining to LFI and other similar deferred compensation arrangements (included in "compensation and benefits" expense) as reflected on the accompanying consolidated statements of operations for the years ended December 31, 2025, 2024 and 2023, were as follows:

	Year Ended December 31,		
	2025	2024	2023
Forward foreign currency exchange rate contracts	$ (13,439)	$ 10,264	$ (2,701)
LFI and other similar deferred compensation arrangements	(24,324)	(16,176)	(41,463)
LGAC warrants	–	–	115
Total return swaps and other	(52,531)	(11,498)	(16,957)
Total	$ (90,294)	$ (17,410)	$ (61,006)

9. PROPERTY, NET

At December 31, 2025 and 2024, property consisted of the following:

	Estimated Depreciable Life in Years	December 31,	
		2025	2024
Buildings	33	$ 12,956	$ 11,455
Leasehold improvements (a)	3-20	236,294	214,744
Furniture and equipment (a)	3-10	142,738	165,727
Computer software	3-5	56,168	67,523
Construction in progress		6,084	33,793
Total		454,240	493,242
Less - Accumulated depreciation and amortization		286,235	332,840
Property, net		$ 168,005	$ 160,402

(a) The Company classified assets as held for sale as of December 31, 2025, the carrying amount of which was $3,684 (net of accumulated depreciation). The assets are expected to be sold in early 2026. Effective January 1, 2026, depreciation expense will no longer be recorded on these assets.

Asset Retirement Obligation—The following is a reconciliation of the beginning and ending carrying amount of our asset retirement obligations for the year ended December 31, 2025 and is recorded in "other liabilities" on the consolidated statements of financial condition:

	Year Ended December 31, 2025
Balance, January 1	$ 5,294
Liabilities incurred (a)	3,919
Accretion expense	405
Liabilities settled	(3,197)
Other	284
Balance, December 31	$ 6,705

(a) Represents a noncash transaction with a corresponding addition to property.

10. LEASES

The Company leases office space and equipment under non-cancelable lease agreements, which expire on various dates through 2039. Substantially all of these arrangements are operating leases relating to office space. Certain leases have renewal options that can be exercised at the discretion of the Company. The Company only includes renewal options in the lease term when it is reasonably certain to exercise the option. The Company does not record leases with a lease term of 12 months or less on the consolidated statements of financial condition; lease expense for these leases is recognized over the lease term on a straight-line basis.

The operating lease liabilities at commencement reflect total lease payments discounted using an incremental borrowing rate (on a collateralized basis) based on the lease term (the "Discount"), as an implicit rate was not readily determinable for any of the Company's operating leases. The Company determines its Discount with consideration of the Company's public debt issuances as well as publicly available data for instruments with similar characteristics. For office space and equipment leases, the Company accounts for the lease and non-lease components as a single lease component.

In addition to rent payments, operating leases for office space generally contain payments for real estate taxes, insurance costs, common area maintenance, and utilities that are not fixed. The Company accounts for these costs as variable payments and does not include them in the lease component. There are certain office leases outside of the U.S. that have annual rent increases based on a year-over-year change in an index that are also accounted for as variable payments and are excluded from the lease component.

The following table summarizes the components of operating lease expense reflected on the accompanying consolidated statements of operations for the years ended December 31, 2025, 2024 and 2023:

	Year Ended December 31,		
	2025	2024	2023
Operating lease cost	$ 88,425	$ 87,257	$ 80,257
Variable lease cost	23,088	22,632	23,521
Sublease income	(1,218)	(950)	(934)
Total	$ 110,295	$ 108,939	$ 102,844

The following table summarizes the supplemental cash flow information and certain other information related to operating leases for the years ended December 31, 2025 and 2024:

	Year Ended December 31,	
	2025	2024
Cash paid for amounts included in the measurement of lease liabilities:		
Operating cash flows paid for operating leases	$ 82,709	$ 89,677
Operating lease right-of-use assets obtained in exchange for operating lease liabilities	$ 34,577	$ 101,787
Weighted average remaining lease term	8 years	9 years
Weighted average discount rate	4.3%	4.3%

Maturities of the operating lease liabilities outstanding at December 31, 2025 for each of the years in the period ending December 31, 2030 and thereafter are set forth in the table below.

Year Ending December 31,	
2026	$ 80,666
2027	80,115
2028	76,420
2029	71,919
2030	68,149
Thereafter	201,168
Total lease payments	578,437
Less - Discount	93,288
Operating lease liabilities	$ 485,149

In addition to the table above, the Company signed two lease agreements for additional office facilities, with lease commencement anticipated in future periods. The lease terms are approximately 8 to 10 years and the total of undiscounted future lease payments is approximately $110,000.

11. GOODWILL

Changes in the carrying amount of goodwill for the years ended December 31, 2025, 2024 and 2023 are as follows:

	Year Ended December 31,								
	2025			2024			2023		
	Financial Advisory	Asset Management	Total	Financial Advisory	Asset Management	Total	Financial Advisory	Asset Management	Total
Balance, January 1	$ 312,305	$ 81,270	$ 393,575	$ 313,628	$ 81,270	$ 394,898	$ 312,699	$ 64,541	$ 377,240
Acquisition of business	–	–	–	–	–	–	–	16,729	16,729
Foreign currency translation adjustments	1,687	–	1,687	(1,323)	–	(1,323)	929	–	929
Balance, December 31	$ 313,992	$ 81,270	$ 395,262	$ 312,305	$ 81,270	$ 393,575	$ 313,628	$ 81,270	$ 394,898

The Company tests goodwill for impairment annually or more frequently if circumstances indicate that impairment may have occurred. Pursuant to the Company's goodwill impairment tests for the years ended December 31, 2025, 2024 and 2023, the Company determined that no impairment existed.

12. OTHER ASSETS AND OTHER LIABILITIES

The following table sets forth the Company's other assets, by type, as of December 31, 2025 and 2024:

	December 31,	
	2025	2024
Current income and other tax receivables	$ 52,881	$ 46,694
Prepaid compensation	58,013	94,329
Other advances and prepayments	105,364	112,909
Other	95,335	93,626
Total	$ 311,593	$ 347,558

The following table sets forth the Company's other liabilities, by type, as of December 31, 2025 and 2024:

	December 31,	
	2025	2024
Accrued expenses	$ 222,683	$ 214,118
Current income and other taxes payable	136,782	162,019
Employee benefit-related liabilities	42,216	49,883
Unclaimed funds at LFB	791	15,435
Deferred revenue (a)	139,022	136,536
Tax receivable agreement obligation	57,051	75,899
Securities sold, not yet purchased	3,434	4,529
Other	49,416	24,006
Total	$ 651,395	$ 682,425

(a) Deferred revenue primarily relates to cash received for carried interest subject to clawback and unearned advisory fees received from private equity investments.

13. SENIOR DEBT

Senior debt is comprised of the following as of December 31, 2025 and 2024:

	Initial Principal Amount	Maturity Date	Annual Interest Rate	Effective Interest Rate	Outstanding as of December 31, 2025			Outstanding as of December 31, 2024		
					Principal	Unamortized Debt Costs	Carrying Value	Principal	Unamortized Debt Costs	Carrying Value
Lazard Group 2027 Senior Notes (a)	300,000	3/01/27	3.625 %	– %	$ –	$ –	$ –	$ 300,000	$ 1,213	$ 298,787
Lazard Group 2028 Senior Notes	500,000	9/19/28	4.50 %	4.70 %	500,000	2,763	497,237	500,000	3,783	496,217
Lazard Group 2029 Senior Notes	500,000	3/11/29	4.375 %	4.56 %	500,000	2,954	497,046	500,000	3,875	496,125
Lazard Group 2031 Senior Notes	400,000	3/15/31	6.00 %	6.16 %	400,000	3,419	396,581	400,000	4,077	395,923
Lazard Group 2035 Senior Notes (a)	300,000	8/1/35	5.625 %	5.72 %	300,000	2,778	297,222	–	–	–
Total					$ 1,700,000	$ 11,914	$ 1,688,086	$ 1,700,000	$ 12,948	$ 1,687,052

(a) During the third quarter of 2025, Lazard Group LLC completed an offering of 300,000 aggregate principal amount of 5.625% senior notes due in 2035. Interest on the 2035 Notes is payable semi-annually on February 1 and August 1 of each year, beginning February 1, 2026. Lazard Group LLC used the net proceeds from the 2035 Notes to repurchase or redeem all of the issued and outstanding 2027 Notes.

Lazard, Inc. has provided an unconditional and irrevocable guarantee for the repayment of all the senior notes in the table above. The guarantee covers both the principal and interest payments on the senior debt and will remain in effect until all the Lazard Group senior notes are repaid. As of December 31, 2025, the maximum future payments that Lazard, Inc. could be required to make under this guarantee is the same as the principal value in the table above plus accrued interest.

Lazard Group LLC has a Second Amended and Restated Credit Agreement with a group of lenders for a five-year, $200,000 senior revolving credit facility expiring in June 2028 (the "Second Amended and Restated Credit Agreement"). Any borrowings under the Second Amended and Restated Credit Agreement generally will bear interest at adjusted term SOFR plus an applicable margin for specific interest periods determined based on Lazard Group LLC's highest credit rating from an internationally recognized credit agency. In conjunction with the Lazard, Inc. guarantee of the Lazard Group LLC's then outstanding senior notes, on December 23, 2024, the Company and Lazard Group LLC entered into the First Amendment to Second Amended and Restated Credit Agreement pursuant to which Lazard, Inc. provided an unconditional and irrevocable guarantee for the obligations of Lazard Group LLC under the Second Amended and Restated Credit Agreement.

As of December 31, 2025, the Company had approximately $210,000 in unused lines of credit available to it, including the credit facility provided under the Second Amended and Restated Credit Agreement.

The Second Amended and Restated Credit Agreement, the indenture and the supplemental indentures relating to Lazard Group's senior notes contain certain covenants, events of default and other customary provisions, including a customary make-whole provision in the event of early redemption, where applicable.

Debt maturities relating to senior borrowings outstanding at December 31, 2025 for each of the five years in the period ending December 31, 2030 and thereafter are set forth in the table below.

Year Ending December 31,		
2026	$	–
2027		–
2028		500,000
2029		500,000
2030		–
Thereafter		700,000
Total	$	1,700,000

The Company's senior debt at December 31, 2025 and 2024 is carried at the principal amount outstanding, net of unamortized debt costs. See Note 7 for information regarding the fair value and fair value hierarchy category of the Company's senior debt.

14. COMMITMENTS AND CONTINGENCIES

Commitments

See Notes 7, 10 and 17 for information regarding commitments relating to investment capital funding commitments, leases and obligations to fund our pension plans, respectively.

The fulfillment of the commitments described herein should not have a material adverse effect on the Company's consolidated financial position or results of operations.

Legal—The Company is involved from time to time in judicial, governmental, regulatory and arbitration proceedings and inquiries concerning matters arising in connection with the conduct of our businesses, including contractual and employment matters. The Company reviews such matters on a case-by-case basis and establishes any required accrual if a loss is probable and the amount of such loss can be reasonably estimated. The Company may experience significant variation in its revenue and earnings on an annual basis. Accordingly, the results of any pending matter or matters could be significant when compared to the Company's earnings in any particular year. The Company believes, however, based on currently available information, that the results of any pending matters, in the aggregate, will not have a material effect on its business or financial condition.

15. STOCKHOLDERS' EQUITY AND REDEEMABLE NONCONTROLLING INTERESTS

Share Repurchase Program—The Board of Directors of Lazard authorized the repurchase of Lazard, Inc. common stock ("common stock") as set forth in the table below as of December 31, 2025.

Date	Repurchase Authorization	Expiration
July 2024	$ 200,000	December 31, 2026

The Company's purchases under the share repurchase program over time are used to offset dilution from the shares that have been or will be issued under Lazard's 2018 Incentive Compensation Plan, as amended (the "2018 Plan"). Pursuant to the share repurchase program, purchases have been made in the open market or through privately negotiated transactions, including those with employees. The rate at which the Company purchases shares in connection with the share

repurchase program may vary from period to period due to a variety of factors. Purchases with respect to such program are set forth in the table below:

Year Ended December 31:	Number of Shares Purchased	Average Price Per Share
2023	2,782,662	$ 36.67
2024	1,409,988	$ 42.20
2025 (a)	1,897,183	$ 47.97

(a) Includes 1,037,334 shares of common stock which were immediately canceled by the Company. There was no impact on total stockholders' equity as a result of the share cancellation.

There were 17,822,122 and 22,467,315 shares of our common stock held in treasury, primarily relating to shares held by Lazard Group LLC, at December 31, 2025 and 2024, respectively. Such shares of common stock are reported, at cost, as “common stock held in treasury” on the accompanying consolidated statements of financial condition.

During 2025, 2024 and 2023, certain of our executive officers received common stock in connection with the vesting or settlement of previously-granted deferred equity incentive awards. The vesting or settlement of such equity awards gave rise to a tax payable by the executive officers, and, consistent with our past practice, the Company purchased shares of common stock from certain of our executive officers equal in value to all or a portion of the estimated amount of such tax. In addition, during the years ended December 31, 2025, 2024 and 2023, the Company purchased shares of common stock from certain of our executive officers. The aggregate value of all such purchases in 2025, 2024 and 2023 was approximately $12,800, $14,300 and $11,100, respectively. Such shares of common stock are reported at cost, and are either included in “common stock held in treasury” on the accompanying consolidated statements of financial condition or were immediately canceled by the Company.

As of December 31, 2025, a total of $108,989 of share repurchase authorization remained available under Lazard, Inc.’s share repurchase program, which will expire on December 31, 2026.

During the year ended December 31, 2025, Lazard, Inc. had in place trading plans under Rule 10b5-1 of the Securities Exchange Act of 1934, as amended (the “Exchange Act”), pursuant to which it effected stock repurchases in the open market.

Accumulated Other Comprehensive Income (Loss) (“AOCI”), Net of Tax—The tables below reflect the balances of each component of AOCI at December 31, 2025, 2024 and 2023 and activity during the years then ended:

	Currency Translation Adjustments	Employee Benefit Plans	Total AOCI	Amount Attributable to Noncontrolling Interests	Total Lazard AOCI
Balance, January 1, 2025	$ (160,914)	$ (165,888)	$ (326,802)	$ (60)	$ (326,742)
Activity:					
Other comprehensive income (loss) before reclassifications	59,433	(11,212)	48,221	64	48,157
Adjustments for items reclassified to earnings, net of tax	–	7,076	7,076	–	7,076
Net other comprehensive income (loss)	59,433	(4,136)	55,297	64	55,233
Balance, December 31, 2025	$ (101,481)	$ (170,024)	$ (271,505)	$ 4	$ (271,509)

	Currency Translation Adjustments	Employee Benefit Plans	Total AOCI	Amount Attributable to Noncontrolling Interests	Total Lazard AOCI
Balance, January 1, 2024	$ (123,991)	$ (165,958)	$ (289,949)	$ 1	$ (289,950)
Activity:					
Other comprehensive loss before reclassifications	(36,923)	(6,509)	(43,432)	(61)	(43,371)
Adjustments for items reclassified to earnings, net of tax	–	6,579	6,579	–	6,579
Net other comprehensive income (loss)	(36,923)	70	(36,853)	(61)	(36,792)
Balance, December 31, 2024	$ (160,914)	$ (165,888)	$ (326,802)	$ (60)	$ (326,742)

	Currency Translation Adjustments	Employee Benefit Plans	Total AOCI	Amount Attributable to Noncontrolling Interests	Total Lazard AOCI
Balance, January 1, 2023	$ (156,924)	$ (138,930)	$ (295,854)	$ –	$ (295,854)
Activity:					
Other comprehensive income (loss) before reclassifications	31,107	(32,261)	(1,154)	1	(1,155)
Adjustments for items reclassified to earnings, net of tax	1,826	5,233	7,059	–	7,059
Net other comprehensive income (loss)	32,933	(27,028)	5,905	1	5,904
Balance, December 31, 2023	$ (123,991)	$ (165,958)	$ (289,949)	$ 1	$ (289,950)

The table below reflects adjustments for items reclassified out of AOCI, by component, for the years ended December 31, 2025, 2024 and 2023:

	Year Ended December 31,		
	2025	2024	2023
Currency translation losses (a)	$ –	$ –	$ 1,826
Employee benefit plans:			
Amortization relating to employee benefit plans (b)	9,280	8,505	6,754
Less - related income taxes	2,204	1,926	1,521
	7,076	6,579	5,233
Total reclassifications, net of tax	$ 7,076	$ 6,579	$ 7,059

(a) Represents currency translation losses reclassified from AOCI associated with closing of certain of our offices. Such amounts are included in "revenue–other" on the consolidated statements of operations.

(b) Included in the computation of net periodic benefit cost (see Note 17). Such amounts are included in "operating expenses–other" on the consolidated statements of operations.

***Noncontrolling Interests*—**Noncontrolling interests principally represent (i) interests held in Edgewater's management vehicles that the Company is deemed to control, but does not own, and (ii) profits interest participation rights (see Note 16).

Redeemable Noncontrolling Interests—Redeemable noncontrolling interests represent consolidated VIE interests held by employees (vested LFI awards), which may be redeemed at any time at the option of the holder for cash, are

recorded on the Company's consolidated statements of financial position at redemption value and classified as temporary equity. Changes in redemption value are recognized immediately as they occur and will adjust the carrying value of redeemable noncontrolling interests to equal the redemption value at the end of each reporting period (see Note 24).

Dividends Declared, January 28, 2026—On January 28, 2026, the Board of Directors of Lazard declared a quarterly dividend of $0.50 per share on our common stock. The dividend is payable on February 20, 2026, to stockholders of record on February 9, 2026.

16. INCENTIVE PLANS

Share-Based Incentive Plan Awards

Total shares available for issuance under incentive compensation plans are primarily from the 2018 Plan, which as amended, authorized the issuance of an aggregate of 70,000,000 shares. Such shares may be issued pursuant to the grant or exercise of stock options; stock appreciation rights; restricted stock units, restricted stock awards, and deferred stock units (collectively "RSUs"); performance-based restricted stock units ("PRSUs"); profits interest participation rights ("PIPRs"); and other share-based awards.

Expense

The following reflects the expense with respect to share-based incentive plans, which is primarily recorded within "compensation and benefits" expense in the Company's accompanying consolidated statements of operations for the years ended December 31, 2025, 2024 and 2023:

	Year Ended December 31,		
	2025	2024	2023
Share-based incentive awards:			
RSUs	$ 283,039	$ 221,298	$ 192,370
PRSUs	(44)	1,110	2,488
PIPRs	76,692	55,335	55,712
Total	$ 359,687	$ 277,743	$ 250,570

Compensation and benefits expense relating to share-based awards with service and/or performance conditions is reversed if the awards are forfeited due to these conditions not being met. Compensation and benefits expense relating to share-based awards with market-based conditions is not reversed if these awards are forfeited based solely on failing to meet such market-based conditions.

The Company periodically assesses forfeiture rates, including as a result of any applicable performance conditions. A change in estimated forfeiture rates or performance results in a cumulative adjustment to compensation and benefits expense and also would cause the aggregate amount of compensation expense recognized in future periods to differ from the estimated unrecognized compensation expense described below.

The Company's share-based incentive plans and awards are described below.

RSUs and PRSUs

RSUs generally require future service as a condition for vesting (unless the recipient is then eligible for retirement under the Company's retirement policy or is a non-executive member of the Board of Directors) and convert into shares of common stock on a one-for-one basis after the stipulated vesting periods. The grant date fair value of the RSUs, net of an estimated forfeiture rate, is expensed over the requisite service periods (generally, one-third after two years and the remaining two-thirds after the third year), and is adjusted for actual forfeitures over such period.

RSUs generally include a dividend participation right during the applicable vesting period, which is payable in additional units. During the year ended December 31, 2025, dividend participation rights required the issuance of an

aggregate 716,759 units of RSUs and the associated aggregate charge to "retained earnings" (with a corresponding credit to "additional paid-in-capital") was $33,886.

PRSUs are a type of RSU that is incrementally subject to performance-based and service-based vesting conditions and a market-based condition. The number of shares of common stock that a recipient receives upon vesting of a PRSU is calculated by reference to certain performance-based and market-based metrics that relate to Lazard, Inc.'s performance over a three-year period. The target number of shares of common stock subject to each PRSU is one; however, based on the achievement of both the performance-based and market-based conditions, the number of shares of common stock that may be received will range from zero to 2.4 times the target number. PRSUs vest on a single date approximately three years following the date of the grant, provided the applicable service and performance conditions are satisfied. PRSUs include dividend participation rights that are subject to the same vesting restrictions (including performance conditions) as the underlying PRSUs to which they relate and are settled in cash at the same rate that dividends are paid on common stock. Compensation expense recognized for PRSU awards is determined by multiplying the number of shares of common stock underlying such awards that, based on the Company's estimate, are considered probable of vesting, by the grant date fair value.

In connection with RSUs and PRSUs that settled during the year ended December 31, 2025, the Company satisfied its minimum statutory tax withholding requirements in lieu of delivering 2,181,981 and 52,000 shares, respectively, of common stock during the year. Accordingly, 3,204,362 and 58,638 shares, respectively, of common stock held by the Company were delivered during the year ended December 31, 2025.

The following is a summary of activity relating to RSUs and PRSUs for the year ended December 31, 2025:

	RSUs		PRSUs	
	Units	Weighted Average Grant Date Fair Value	Units	Weighted Average Grant Date Fair Value
Balance, January 1, 2025	16,212,004	$ 37.07	62,296	$ 35.44
Granted (including 716,759 RSUs relating to dividend participation)	7,928,393	$ 52.49	–	$ –
Forfeited	(715,581)	$ 43.24	–	$ –
PRSUs performance units earned (a)			48,342	$ 21.92
Settled	(5,461,043)	$ 35.74	(110,638)	$ 29.53
Balance, December 31, 2025	17,963,773	$ 44.03	–	

(a) Represents PRSUs earned during the year ended December 31, 2025 under the performance conditions of previously-granted PRSU awards in excess of the target payout levels of such awards.

The weighted-average grant date fair value of RSUs granted in 2024 and 2023 was $38.87 and $36.54, respectively.

As of December 31, 2025, the total estimated unrecognized compensation expense related to RSUs was $274,988. The Company expects to expense such amounts over a weighted-average period of approximately 1.6 years subsequent to December 31, 2025.

PIPRs

PIPRs are equity incentive awards that, subject to certain vesting and other conditions described below, may be exchanged for shares of common stock pursuant to the 2018 Plan. They are a class of membership interests in Lazard Group that are intended to qualify as "profits interests" for U.S. federal income tax purposes and are recorded as noncontrolling interests within stockholders' equity in the Company's consolidated statements of financial condition until they are exchanged into common stock, at which time there is a reclassification to additional paid-in-capital.

PIPRs, with the exception of Stock Price PIPRs ("SP-PIPRs"), as explained below, generally provide for vesting approximately three years following the grant date, so long as applicable vesting and other conditions have been satisfied. PIPRs are subject to continued employment and other conditions and restrictions and are forfeited if those conditions and restrictions are not fulfilled.

A recipient generally realizes value from PIPRs only to the extent that applicable vesting and other conditions are satisfied, and an amount of economic appreciation in the assets of Lazard Group occurs as necessary to satisfy certain partnership tax rules (referred to as the "Minimum Value Condition"), otherwise the PIPRs will be forfeited. Upon satisfaction of such conditions, PIPRs that are in parity with the value of common stock will be exchanged on a one-for-one basis for shares of common stock. If forfeited based solely on failing to meet the Minimum Value Condition, or, if applicable, common stock price milestones as described below, the associated compensation expense would not be reversed.

All PIPR awards are subject to service-based vesting conditions. In addition to PIPR awards with only service-based vesting conditions ("Ordinary PIPRs") granted to certain of our executive officers and a limited number of employees, the Company has granted the following types of PIPRs to certain of our executive officers, that are subject to additional vesting and market-based conditions:

- Performance PIPRs ("P-PIPRs"), which are subject to service-based and performance-based vesting conditions, and incremental market-based conditions.
- SP-PIPRs, which are subject to service-based vesting conditions and common stock price milestones and are eligible to vest in three tranches.

The number of shares of common stock that a recipient will receive upon the exchange of a P-PIPR award is calculated by reference to applicable performance-based vesting conditions and incremental market-based conditions and only result in value to the recipient to the extent the vesting and other conditions are satisfied. The target number of shares of common stock subject to each P-PIPR is one. Based on the achievement of performance conditions, as determined and approved by the Compensation Committee, the number of shares of common stock that may be received in connection with P-PIPR awards granted, subject to both performance-based and incremental market-based conditions, the number of shares that may be received will range from zero to 2.4 times the target number. Unless applicable vesting and other conditions are satisfied during the three-year performance period, and the Minimum Value Condition is satisfied within five years following the grant date, all P-PIPRs will be forfeited.

SP-PIPRs are eligible to vest in three tranches (each, a "Tranche") based on the achievement of service conditions and Tranche-specific common stock price milestones measured as of a specified anniversary of the date of grant, as described below. Their aggregate fair value at the original grant date, which based on the estimated probability of achieving the common stock price milestones was approximately $33,900, is expensed over the requisite service periods.

Each Tranche, as described below, is subject to the executive's continued employment through the applicable anniversary of the date of grant, or earlier in certain circumstances, and requires that the applicable common stock price milestone is sustained for any 30 consecutive day period prior to the anniversary of the date of grant of the applicable Tranche (the "Expiration Date").

SP-PIPRs vest:

- 20% if, during the three years following the date of grant, the common stock price has appreciated 25% above the average trailing 30 consecutive day stock price preceding the date of grant (the "Grant Date Stock Price");
- 40% if, during the five years following the date of grant, the common stock price has appreciated 50% above the Grant Date Stock Price;
- 40% if, during the seven years following the date of grant, the common stock price has appreciated 100% above the Grant Date Stock Price.

If the service conditions and common stock price milestones, as described above, are not achieved as of the Expiration Date, all SP-PIPRs in such Tranche will be forfeited.

The following is a summary of activity relating to all PIPRs during the year ended December 31, 2025:

	Ordinary PIPRs (a)		P-PIPRs		SP-PIPRs	
	Units	Weighted Average Grant Date Fair Value	Units	Weighted Average Grant Date Fair Value	Units	Weighted Average Grant Date Fair Value (c)
Balance, January 1, 2025	3,331,563	$ 35.77	963,660	$ 35.44	2,250,000	$ 15.06
Granted	1,444,345	$ 44.93	–	$ –	–	$ –
Forfeited	(212,968)	$ 36.41	–	$ –	–	$ –
Performance units earned (b)			747,800	$ 21.92		
Settled	(478,646)	$ 32.95	(1,711,460)	$ 29.53	–	$ –
Balance, December 31, 2025	4,084,294	$ 39.31	–		2,250,000	$ 16.12

(a) Includes PIPR awards with only service-based vesting conditions.

(b) Represents P-PIPRs earned during the year ended December 31, 2025 under the performance conditions of previously-granted P-PIPR awards in excess of the target payout levels of such awards.

(c) The change in the weighted average grant date fair value of SP-PIPRs as of December 31, 2025 reflects a modification of certain awards.

The weighted-average grant date fair value of ordinary PIPRs granted in 2024 was $38.26. The weighted-average grant date fair value of ordinary PIPRs and SP-PIPRs granted in 2023 was $34.50 and $15.06, respectively.

Compensation expense recognized for ordinary PIPRs and P-PIPRs is determined by multiplying the number of shares of common stock underlying such awards that, based on the Company's estimate, are considered probable of vesting, by the grant date fair value. Compensation expense recognized for SP-PIPRs is determined by multiplying the number of shares of common stock underlying such awards by the grant date fair value. As of December 31, 2025, the total estimated unrecognized compensation expense of all profits interest participation rights was $35,643 and the Company expects to expense such amount over a weighted-average period of approximately 2.2 years subsequent to December 31, 2025.

LFI and Other Similar Deferred Compensation Arrangements

In connection with LFI and other similar deferred compensation arrangements, granted to eligible employees, which generally require future service as a condition for vesting, the Company records a prepaid compensation asset and a corresponding compensation liability on the grant date based upon the fair value of the award. The prepaid asset is amortized on a straight-line basis over the applicable requisite service periods (which are generally similar to the comparable periods for RSUs) and is charged to "compensation and benefits" expense within the Company's consolidated statements of operations. LFI and similar deferred compensation arrangements that do not require future service are expensed immediately. The related compensation liability is accounted for at fair value as a derivative liability, which contemplates the impact of estimated forfeitures, and is adjusted for changes in fair value primarily related to changes in value of the underlying investments.

The following is a summary of activity relating to LFI and other similar deferred compensation arrangements during the year ended December 31, 2025:

	Prepaid Compensation Asset	Compensation Liability
Balance, January 1, 2025	$ 52,055	$ 270,847
Granted	40,478	40,478
Settled	–	(150,134)
Amortization and the impact of forfeitures	(64,132)	(1,226)
Change in fair value of underlying investments	–	24,324
Other	6	4,353
Balance, December 31, 2025	$ 28,407	$ 188,642

The amortization of the prepaid compensation asset will generally be recognized over a weighted average period of approximately 1.4 years subsequent to December 31, 2025.

The following is a summary of the impact of LFI and other similar deferred compensation arrangements on "compensation and benefits" expense within the accompanying consolidated statements of operations for the years ended December 31, 2025, 2024 and 2023:

	Year Ended December 31,		
	2025	2024	2023
Amortization and the impact of forfeitures	$ 62,906	$ 100,409	$ 164,357
Change in the fair value of underlying investments	24,324	16,176	41,463
Total	$ 87,230	$ 116,585	$ 205,820

Cash Retention Awards

During the year ended December 31, 2024, the Company granted and paid cash retention awards that are subject to repayment in full in connection with a termination of employment for cause or resignation without good reason on or prior to the three-year service period.

In connection with these awards, the Company recorded a prepaid compensation asset on the grant date based upon the amount paid. The prepaid compensation asset is amortized over the requisite service period beginning on the grant
date and is charged to "compensation and benefits" expense in the consolidated statements of operations.

Amortization expense for the year ended December 31, 2025 was $16,857. The remaining prepaid compensation asset was $18,103 as of December 31, 2025.

Incentive Awards Granted in the First Quarter of 2026

In the first quarter of 2026, the Company granted approximately $547,000 of deferred incentive compensation awards to eligible employees as part of the 2025 year-end compensation process. These grants included: RSUs, PIPRs, and LFI and other similar deferred compensation arrangements. RSUs and LFI granted in 2026 vest ratably over three years, which we expect will be the vesting period for all year-end compensation grants going forward.

17. EMPLOYEE BENEFIT PLANS

The Company provides retirement and other post-retirement benefits to certain of its employees through defined benefit pension plans (the "pension plans"). The Company also offers defined contribution plans to its employees. The pension plans generally provide benefits to participants based on average levels of compensation. Expenses related to the Company's employee benefit plans are included in "compensation and benefits" expense for the service cost component, and "operating expenses–other" for the other components of benefit costs on the consolidated statements of operations.

Employer Contributions to Pension Plans—The Company's funding policy for its U.S. and non-U.S. pension plans is to fund when required or when applicable upon an agreement with the plans' trustees. Management also evaluates from time to time whether to make voluntary contributions to the plans.

Contributions to both the U.S. and non-U.S. pension plans during the year ending December 31, 2026 are not expected to be material.

The following table summarizes the changes in the benefit obligations, the fair value of the assets, the funded status and amounts recognized in the consolidated statements of financial condition for the post-retirement plans. The Company uses December 31 as the measurement date for its post-retirement plans.

	Pension Plans	
	2025	2024
Change in benefit obligation		
Benefit obligation at beginning of year	$ 442,425	$ 490,701
Service cost	753	658
Interest cost	22,649	21,042
Amendments	691	15,935
Actuarial (gain) loss	(7,345)	(48,336)
Benefits paid	(29,616)	(28,277)
Foreign currency translation and other adjustments	34,660	(9,298)
Benefit obligation at end of year	464,217	442,425
Change in plan assets		
Fair value of plan assets at beginning of year	438,926	496,451
Actual return on plan assets	20,115	(23,539)
Employer contributions	4,825	2,517
Benefits paid	(28,959)	(27,872)
Foreign currency translation and other adjustments	34,422	(8,631)
Fair value of plan assets at end of year	469,329	438,926
Funded (deficit) at end of year	$ 5,112	$ (3,499)
Amounts recognized in the consolidated statements of financial condition at December 31, 2025 and 2024 consist of:		
Prepaid pension asset (included in "other assets")	$ 14,724	$ 12,075
Accrued benefit liability (included in "other liabilities")	(9,612)	(15,574)
Net amount recognized	$ 5,112	$ (3,499)
Amounts recognized in AOCI (excluding tax benefits of $40,418 and $39,769 at December 31, 2025 and 2024, respectively) consist of:		
Actuarial net loss	$ 186,083	$ 182,439
Prior service cost	24,358	23,218
Net amount recognized	$ 210,441	$ 205,657

For the years ended December 31, 2025 and 2024, the change in the benefit obligation related to the actuarial (gain) loss is principally attributable to changes in the discount rates, changes in long-term inflation expectations and changes in demographic assumptions.

The following table summarizes the fair value of plan assets and the accumulated benefit obligation at December 31, 2025 and 2024:

	U.S. Pension Plans As Of December 31,		Non-U.S. Pension Plans As Of December 31,		Total As Of December 31,	
	2025	2024	2025	2024	2025	2024
Fair value of plan assets	$ 14,593	$ 12,750	$ 454,736	$ 426,176	$ 469,329	$ 438,926
Accumulated benefit obligation	$ 16,153	$ 16,606	$ 448,064	$ 425,819	$ 464,217	$ 442,425

The Company's benefit plans are frozen and as a result, the projected benefit obligation for our qualified defined benefit plans is approximately equal to the accumulated benefit obligation.

The following table summarizes the components of net periodic benefit cost (credit), the return on the Company's post-retirement plan assets, benefits paid, contributions and other amounts recognized in AOCI for the years ended December 31, 2025, 2024 and 2023:

	Pension Plans For The Year Ended December 31,		
	2025	2024	2023
Components of Net Periodic Benefit Cost (Credit):			
Service cost	$ 753	$ 658	$ 338
Interest cost	22,649	21,042	20,930
Expected return on plan assets	(25,092)	(26,403)	(23,942)
Amortization of:			
Prior service cost	1,244	536	107
Net actuarial loss	8,036	7,969	6,647
Net periodic benefit cost (credit)	$ 7,590	$ 3,802	$ 4,080
Actual return on plan assets	$ 20,115	$ (23,539)	$ 22,461
Employer contributions	$ 4,825	$ 2,517	$ 5,673
Benefits paid	$ 28,959	$ 27,872	$ 25,542
Other changes in plan assets and benefit obligations recognized in AOCI (excluding tax expense (benefit) of $(649), $248 and $(8,652) during the years ended December 31, 2025, 2024 and 2023, respectively):			
Net actuarial (gain) loss	$ (2,279)	$ 641	$ 23,521
Prior service cost	673	11,147	10,172
Reclassification of prior service (cost) credit to earnings	(1,244)	(536)	(107)
Reclassification of actuarial gain (loss) to earnings	(8,036)	(7,969)	(6,647)
Currency translation and other adjustments	15,671	(3,601)	8,740
Total recognized in AOCI	$ 4,785	$ (318)	$ 35,679
Net amount recognized in total periodic benefit cost and AOCI	$ 12,375	$ 3,484	$ 39,759

The assumptions used to develop actuarial present value of the projected benefit obligation and net periodic pension cost as of or for the years ended December 31, 2025, 2024 and 2023 are set forth below:

	Pension Plans December 31,		
	2025	2024	2023
Weighted average assumptions used to determine benefit obligations:			
Discount rate	5.3%	5.2%	4.4%
Weighted average assumptions used to determine net periodic benefit cost:			
Discount rate	4.8%	4.0%	4.3%
Expected long-term rate of return on plan assets	5.6%	5.4%	5.1%

Generally, the Company determined the discount rates for its defined benefit plans by utilizing indices for long-term, high-quality bonds and ensuring that the discount rate does not exceed the yield reported for those indices after adjustment for the duration of the plans' liabilities.

In selecting the expected long-term rate of return on plan assets, the Company considered the average rate of earnings expected on the funds invested or to be invested to provide for the benefits of the plan, giving consideration to expected returns on different asset classes held by the plans in light of prevailing economic conditions as well as historical returns. This basis is consistent for all years presented.

Expected Benefit Payments—The following table summarizes the expected benefit payments for the Company's pension plans for each of the next five fiscal years and in the aggregate for the five fiscal years thereafter:

	Pension Plans
2026	$ 28,559
2027	29,132
2028	29,949
2029	29,930
2030	29,945
2031-2035	149,785

Plan Assets—The following tables present the categorization of our pension plans' assets as of December 31, 2025 and 2024, measured at fair value, into a fair value hierarchy and investments measured at NAV or its equivalent as a practical expedient in accordance with fair value measurement disclosure requirements:

	As of December 31, 2025				
	Level 1	Level 2	Level 3	NAV (a)	Total
Assets:					
Cash	$ 8,219	$ –	$ –	$ –	$ 8,219
Debt	35,968	–	–	–	35,968
Equities	16,441	–	–	–	16,441
Funds:					
Alternative investments	–	–	–	1,891	1,891
Debt	6,714	67,755	–	249,025	323,494
Equity	39,590	32,534	–	7,515	79,639
Other	–	3,677	–	–	3,677
Total	$ 106,932	$ 103,966	$ –	$ 258,431	$ 469,329

	As of December 31, 2024				
	Level 1	Level 2	Level 3	NAV (a)	Total
Assets:					
Cash	$ 8,432	$ –	$ –	$ –	$ 8,432
Debt	36,767	–	–	–	36,767
Equities	10,255	–	–	–	10,255
Funds:					
Alternative investments	–	–	–	3,580	3,580
Debt	5,939	57,074	–	235,625	298,638
Equity	42,415	29,485	–	5,556	77,456
Other	–	3,798	–	–	3,798
Total	$ 103,808	$ 90,357	$ –	$ 244,761	$ 438,926

(a) Represents certain investments measured at NAV or its equivalent as a practical expedient in determining fair value. In accordance with current accounting guidance, these investments have not been classified in the fair value hierarchy.

Included in equity funds are $43,363 and $44,404 as of December 31, 2025 and 2024, respectively, that are invested in funds managed by the Company.

Consistent with the plans' investment strategies, at December 31, 2025 and 2024, the Company's U.S. pension plan had 52% and 53%, respectively, of the plans' assets invested in equity funds in Level 1 and measured at NAV or its equivalent as a practical expedient, 46% and 47%, respectively, invested in Level 1 debt funds and at December 31, 2025, 2% invested in cash, which is a Level 1 asset. The Company's non-U.S. pension plans at December 31, 2025 and 2024 had 20% and 19%, respectively, of the plans' assets invested in equities and equity funds that are primarily Level 1 and Level 2 assets; 78% and 78%, respectively, of the plans' assets invested in debt and debt funds that are Level 1, Level 2 and measured at NAV or its equivalent as a practical expedient, and 2% and 3%, respectively, of the plans' assets invested in cash, which is a Level 1 asset, other investments, which is a Level 2 asset, or in alternative investment funds that are primarily measured at NAV.

Investment Policies and Strategies—The primary investment goal is to ensure that the pension plans remain well funded, taking account of the likely future risks to investment returns and contributions. As a result, a portfolio of assets is maintained with appropriate liquidity and diversification that can be expected to generate long-term future returns that

minimize the long-term costs of the pension plans without exposing the plans to an unacceptable risk of under-funding. The Company's likely future ability to pay such contributions as are required to maintain the funded status of the plans over a reasonable time period is considered when determining the level of risk that is appropriate. The fair value of plan investments classified as Level 1 assets are based on market quotes. The fair value of plan investments classified as Level 2 assets are based on (i) quoted prices for similar assets or liabilities in an active market, or quoted prices for identical or similar assets or liabilities in non-active markets, or (ii) inputs other than quoted prices that are directly observable or derived principally from, or corroborated by, market data. The fair value of plan investments measured at NAV or its equivalent as a practical expedient is determined based on information provided by external fund administrators and such investments are redeemable in the near term.

Defined Contribution Plans—Pursuant to certain matching contributions, the Company contributes to employer sponsored defined contribution plans. Such contributions amounted to $22,526, $21,136 and $22,190 for the years ended December 31, 2025, 2024 and 2023, respectively, which are included in "compensation and benefits" expense on the consolidated statements of operations.

18. COST-SAVING INITIATIVES

The Company conducted firm-wide cost-saving initiatives over the course of 2023, which were completed during the first quarter of 2024.

Expenses and losses associated with the cost-saving initiatives for the years ended December 31, 2024 and 2023 consisted of the following:

	Year Ended December 31, 2024			
	Financial Advisory	Asset Management	Corporate	Total
Severance and other employee termination expenses (included in "compensation and benefits" expense)	$ 32,773	$ 11,545	$ 2,292	$ 46,610
Other	708	14	1,397	2,119
Total	$ 33,481	$ 11,559	$ 3,689	$ 48,729

	Year Ended December 31, 2023			
	Financial Advisory	Asset Management	Corporate	Total
Severance and other employee termination expenses (included in "compensation and benefits" expense)	$ 98,219	$ 49,152	$ 34,732	$ 182,103
Technology asset impairments (included in "technology and information services")	144	7,877	–	8,021
Foreign exchange related losses associated with closing of certain offices (included in "revenue-other")	1,824	–	3,054	4,878
Other	2,241	470	2,291	5,002
Total	$ 102,428	$ 57,499	$ 40,077	$ 200,004

Activity related to the obligations pursuant to the cost-saving initiatives during the year ended December 31, 2025 was as follows:

	Accrued Compensation and Benefits
Balance, January 1, 2025	$ 6,268
Less:	
Foreign currency translation and other adjustments	(15)
Payments and settlements	5,382
Balance, December 31, 2025	$ 901

19. INCOME TAXES

Following the Conversion on January 1, 2024, Lazard, Inc. is subject to U.S. federal income taxes on all its income and through its subsidiaries, is also subject to state and local taxes on its income apportioned to various state and local jurisdictions. Lazard Group LLC operates principally through subsidiary corporations including those domiciled outside the U.S. that are subject to local income taxes in foreign jurisdictions. In addition, Lazard Group LLC is subject to Unincorporated Business Tax ("UBT") attributable to its operations apportioned to New York City.

The following table represents the U.S. and non-U.S. components of operating income (loss). The Company previously disclosed operating income (loss) by geographic region in its segment information. Comparable prior year information has been recast to reflect the updated presentation.

	Year Ended December 31,		
	2025	2024	2023
U.S.	$ 119,552	$ 64,153	$ (194,353)
Non-U.S.	208,046	322,319	114,396
Operating income (loss)	$ 327,598	$ 386,472	$ (79,957)

The components of the Company's provision (benefit) for income taxes for the years ended December 31, 2025, 2024 and 2023, are shown below.

	Year Ended December 31,		
	2025	2024	2023
Current:			
Federal	$ (3,993)	$ 8,693	$ 96
Foreign	50,028	77,840	55,513
State and local	8,968	2,163	2,809
Total current	55,003	88,696	58,418
Deferred:			
Federal	20,728	21,312	(58,600)
Foreign	3,299	(20,410)	(5,123)
State and local	(2,452)	10,166	(17,345)
Total deferred	21,575	11,068	(81,068)
Total	$ 76,578	$ 99,764	$ (22,650)

A reconciliation of the U.S. federal statutory income tax rate to the Company's effective tax rate after the adoption of the new income tax disclosures guidance is shown below:

	Year Ended December 31, 2025	
	Amount	Percent
U.S. Federal Statutory Tax Rate	$ 68,796	21.0 %
State and Local Income Taxes, Net of Federal Income Tax Effect (a)	768	0.2
Foreign Tax Effects		
France		
Statutory tax rate difference between France and United States	6,077	1.9
Withholding taxes	4,534	1.4
Other	1,380	0.4
United Kingdom		
Share-based incentive compensation	(4,117)	(1.3)
Other	(1,497)	(0.5)
Other foreign jurisdictions	8,221	2.5
Effect of Cross-Border Tax Laws		
Foreign branch tax effects	(14,028)	(4.3)
Other	3,953	1.2
Tax Credits	(2,140)	(0.7)
Changes in Valuation Allowances	18,846	5.8
Nontaxable or Nondeductible Items		
Share-based incentive compensation	(11,052)	(3.4)
Non-deductible executive compensation	10,330	3.2
Other	(9,441)	(2.8)
Changes in Unrecognized Tax Benefits (b)	(4,052)	(1.2)
Effective Income Tax Rate	$ 76,578	23.4 %

(a) State taxes in New York made up the majority of the tax effect of this category.

(b) Changes in unrecognized tax benefits on an aggregated basis for all jurisdictions.

A reconciliation of the U.S. federal statutory income tax rate to the Company's effective tax rates prior to the adoption of the new income tax disclosures guidance is shown below:

	Year Ended December 31,	
	2024	2023
U.S. federal statutory income tax rate	21.0 %	21.0 %
Foreign source income not subject to U.S. income tax	(0.1)	1.0
Change in U.S. federal valuation allowance	1.5	4.3
Share-based incentive compensation	0.5	(4.5)
Foreign taxes	2.3	(20.9)
Foreign tax credits	(1.4)	5.0
State and local taxes	2.9	19.2
Income attributable to noncontrolling interests	(0.4)	5.7
Uncertain tax positions	(1.8)	(0.3)
Other	1.3	(2.2)
Effective income tax rate	25.8 %	28.3 %

Deferred income taxes are provided for the effects of temporary differences between the tax basis of an asset or liability and its reported amount in the consolidated statements of financial condition. These temporary differences result in taxable or deductible amounts in future years. Details of the Company's deferred tax assets and liabilities are as follows:

	December 31,	
	2025	2024
Gross Deferred Tax Assets:		
Basis adjustments (a)	$ 75,043	$ 74,214
Compensation and benefits	219,073	211,677
Net operating loss and tax credit carryforwards	270,258	259,134
Depreciation and amortization	22,779	33,816
Interest carryover - Section 163(j) limitation	57,029	56,601
Other	45,919	41,393
Gross deferred tax assets	690,101	676,835
Valuation allowance	(112,627)	(89,662)
Deferred tax assets (net of valuation allowance)	577,474	587,173
Gross Deferred Tax Liabilities:		
Depreciation and amortization	10,474	8,049
Compensation and benefits	31,125	31,460
Goodwill	48,153	46,237
Other	30,003	22,929
Gross deferred tax liabilities	119,755	108,675
Net deferred tax assets	$ 457,719	$ 478,498

(a) The basis adjustments recorded as of December 31, 2025 and 2024 are primarily the result of additional basis from acquisitions of interests, including the impact of the tax receivable agreement obligation.

The historical profitability of each tax-paying entity is an important factor in determining whether to record a valuation allowance and when to release any such allowance. Certain of our tax-paying entities have individually

experienced losses on a cumulative three year basis or have tax attributes that may expire unused. In addition, some of our tax-paying entities have recorded a valuation allowance on substantially all of their deferred tax assets due to the combined effect of operating losses in certain subsidiaries of these entities as well as foreign taxes that together limit their ability to eliminate residual U.S. tax liability. Taking into account all available information, we cannot determine that it is more likely than not that deferred tax assets held by these entities will be realized. Consequently, we have recorded valuation allowances on $112,627 and $89,662 of deferred tax assets held by these entities as of December 31, 2025 and 2024, respectively.

Changes in the deferred tax assets valuation allowance for the years ended December 31, 2025, 2024 and 2023 was as follows:

	Year Ended December 31,		
	2025	2024	2023
Beginning Balance	$ 89,662	$ 99,600	$ 88,239
Charged (credited) to provision for income taxes	20,697	(8,026)	11,354
Charged (credited) to other comprehensive income and other	2,268	(1,912)	7
Ending Balance	$ 112,627	$ 89,662	$ 99,600

The Company had net operating loss and tax credit carryforwards for which related deferred tax assets of $270,258 were recorded at December 31, 2025 primarily relating to:

(i) indefinite-lived net operating loss carryforwards (subject to various limitations) of approximately $90,000 in Brazil, Germany, Hong Kong, Saudi Arabia, United Kingdom and the U.S.; and
(ii) carryforwards of approximately $165,000 that expire in different periods, including U.S. foreign tax credits of which $20,000, if unused, will expire in 2028 and are fully offset by a valuation allowance.

With few exceptions, the Company is no longer subject to income tax examination by foreign tax authorities and by U.S. federal, state and local tax authorities for years prior to 2018. While the Company is under examination in various tax jurisdictions with respect to certain open years, the Company does not expect that the result of any final determination related to these examinations will have a material impact on its financial statements. Developments with respect to such examinations are monitored on an ongoing basis and adjustments to tax liabilities are made as appropriate.

A reconciliation of the beginning to the ending amount of gross unrecognized tax benefits (excluding interest and penalties) for the years ended December 31, 2025, 2024 and 2023 is as follows:

	Year Ended December 31,		
	2025	2024	2023
Balance, January 1 (excluding interest and penalties of $20,348, $18,501 and $17,992, respectively)	$ 68,626	$ 79,580	$ 77,701
Increases in gross unrecognized tax benefits relating to tax positions taken during:			
Prior years	3,999	–	615
Current year	12,812	16,229	18,604
Decreases in gross unrecognized tax benefits relating to:			
Tax positions taken during prior years	(2,293)	(9,382)	(836)
Settlements with tax authorities	(671)	–	(243)
Lapse of the applicable statute of limitations	(17,788)	(17,801)	(16,261)
Balance, December 31 (excluding interest and penalties of $20,820, $20,348 and $18,501, respectively)	$ 64,685	$ 68,626	$ 79,580

Additional information with respect to unrecognized tax benefits is as follows:

	Year Ended December 31,		
	2025	2024	2023
Unrecognized tax benefits at the end of the year that, if recognized, would favorably affect the effective tax rate (includes interest and penalties of $20,820, $20,348 and $18,501, respectively)	$ 68,472	$ 73,195	$ 80,346
Unrecognized tax benefits that, if recognized, would not affect the effective tax rate	$ 17,033	$ 15,779	$ 17,735
Interest and penalties recognized in current income tax expense (after giving effect to the reversal of interest and penalties of $7,393, $5,641 and $5,528, respectively)	$ 472	$ 1,847	$ 509

The amount of cash income taxes, net of refunds were as follows:

	Year Ended December 31, 2025
Federal	$ 13,088
State and local	3,221
Foreign	
Australia	6,377
France	75,363
Italy	8,857
All other foreign	11,847
Income taxes, net of refunds	$ 118,753

20. NET INCOME (LOSS) PER SHARE OF COMMON STOCK

The Company is required to utilize the "two-class" method of computing basic and diluted net income per share because the Company issued certain PIPRs, including certain P-PIPRs, which are treated as participating securities.

The Company's basic and diluted net income (loss) per share calculations using the "two-class" method for the years ended December 31, 2025, 2024, and 2023 are presented below:

	Year Ended December 31,		
	2025	2024	2023
Net income (loss) attributable to Lazard	$ 236,831	$ 279,912	$ (75,479)
Adjustment for earnings attributable to participating securities	(5,921)	(6,886)	(4,440)
Net income (loss) attributable to Lazard - basic	230,910	273,026	(79,919)
Adjustment for earnings attributable to participating securities	–	1,233	–
Net income (loss) attributable to Lazard - diluted	$ 230,910	$ 274,259	$ (79,919)
Weighted average number of shares of common stock outstanding	93,650,224	89,858,730	86,751,822
Weighted average number of shares of common stock issuable on a non-contingent basis	3,828,868	3,280,622	2,242,163
Weighted average number of shares of common stock outstanding - basic	97,479,092	93,139,352	88,993,985
Weighted average number of incremental shares of common stock issuable from share-based incentive compensation (a)	8,858,987	9,252,819	–
Weighted average number of shares of common stock outstanding - diluted	106,338,079	102,392,171	88,993,985
Net income (loss) attributable to Lazard per share of common stock:			
Basic	$ 2.37	$ 2.93	$ (0.90)
Diluted	$ 2.17	$ 2.68	$ (0.90)

(a) The aggregate weighted average number of incremental shares of common stock issuable from PIPRs for the years ended December 31, 2025 and 2024 of 2,118,162 and 1,463,646, respectively, and from RSUs, PRSUs and PIPRs for the year ended December 31, 2023 of 4,779,627, that could be potentially dilutive in future periods, have been excluded from the computation of diluted net income (loss) per share as the effect would be antidilutive in the respective periods.

21. RELATED PARTIES

Sponsored Funds

The Company serves as an investment advisor for certain affiliated investment companies and fund entities and receives management fees and, for the alternative investment funds, performance-based incentive fees for providing such services. Asset management fees relating to such services were $655,126, $569,088 and $538,457 for the years ended December 31, 2025, 2024 and 2023, respectively, and are included in "asset management fees" on the consolidated statements of operations. Of such amounts, $86,262 and $68,577 remained as receivables at December 31, 2025 and 2024, respectively, and are included in "fees receivable" on the consolidated statements of financial condition.

Tax Receivable Agreement

The Second Amended and Restated Tax Receivable Agreement, dated as of October 26, 2015 (the "TRA"), between Lazard and LTBP Trust, a Delaware statutory trust (the "Trust"), provides for the payment by our subsidiaries to the Trust of (i) approximately 45% of the amount of cash savings, if any, in U.S. federal, state and local income tax or franchise tax that we actually realize as a result of the increases in the tax basis of certain assets and of certain other tax

benefits related to the TRA, and (ii) an amount that we currently expect will equal 85% of the cash tax savings that may arise from tax basis increases attributable to payments under the TRA. Our subsidiaries expect to benefit from the balance of cash savings, if any, in income tax that our subsidiaries realize from such tax basis increases. Any amount paid by our subsidiaries to the Trust will generally be distributed pro rata to the owners of the Trust, who include one of our executive officers.

For purposes of the TRA, cash savings in income and franchise tax will be computed by comparing our subsidiaries' actual income and franchise tax liability to the amount of such taxes that our subsidiaries would have been required to pay had there been no increase in the tax basis of certain assets of Lazard Group and had our subsidiaries not entered into the TRA. The term of the TRA will continue until approximately 2033 or, if earlier, until all relevant tax benefits have been utilized or expired.

The amount of the TRA liability is an undiscounted amount based upon current tax laws, the current structure of the Company and various assumptions regarding potential future operating profitability. The assumptions reflected in the estimate involve significant judgment, and as such, the actual amount and timing of payments under the TRA could differ materially from our estimates. Any changes in the amount of the estimated liability would be recorded as a non-compensation expense in the consolidated statements of operations. Adjustments, if necessary, to the related deferred tax assets would be recorded through the "provision (benefit) for income taxes".

The periodic revaluation of the TRA liability and the assumptions reflected in the estimate had the effect of reducing the estimated liability under the TRA. As a result, the Company recorded a "benefit pursuant to tax receivable agreement obligation" on the consolidated statements of operations for the years ended December 31, 2025, 2024 and 2023 of $18,775, $8,237 and $43,894, respectively.

The cumulative liability relating to our obligations under the TRA as of December 31, 2025 and 2024 was $57,051 and $75,899, respectively, and is recorded in "other liabilities" on the consolidated statements of financial condition.

Other

See Note 15 for information regarding related party transactions pertaining to shares repurchased from certain of our executive officers.

22. REGULATORY AUTHORITIES

LFNY is a U.S. registered broker-dealer and is subject to the net capital requirements of Rule 15c3-1 under the Exchange Act. Under the basic method permitted by this rule, the minimum required net capital, as defined, is a specified fixed percentage (6 2/3%) of total aggregate indebtedness recorded in LFNY's Financial and Operational Combined Uniform Single ("FOCUS") report filed with the Financial Industry Regulatory Authority ("FINRA"), or $5, whichever is greater. In addition, the ratio of aggregate indebtedness (as defined) to net capital may not exceed 15:1. At December 31, 2025, LFNY's regulatory net capital was $200,258, which exceeded the minimum requirement by $193,966. LFNY's aggregate indebtedness to net capital ratio was 0.47:1 as of December 31, 2025.

Certain U.K. subsidiaries of the Company, including LCL, Lazard Fund Managers Limited and Lazard Asset Management Limited (collectively, the "U.K. Subsidiaries") are regulated by the Financial Conduct Authority. At December 31, 2025, the aggregate regulatory net capital of the U.K. Subsidiaries was $129,025, which exceeded the minimum requirement by $53,727.

CFLF, under which asset management and commercial banking activities are carried out in France, is subject to regulation by the Autorité de Contrôle Prudentiel et de Résolution ("ACPR") for its banking activities conducted through its subsidiary, LFB. LFB, as a registered bank, is engaged primarily in commercial and private banking services for clients and funds managed by LFG (asset management) and other clients, and asset-liability management. The investment services activities exercised through LFB and other subsidiaries of CFLF, primarily LFG, also are subject to regulation and supervision by the Autorité des Marchés Financiers. At December 31, 2025, the consolidated regulatory net capital of

CFLF was $164,221, which exceeded the minimum requirement set for regulatory capital levels by $57,437. In addition, pursuant to the consolidated supervision rules in the European Union, LFB, in particular, as a French credit institution, is required to be supervised by a regulatory body, either in the U.S. or in the European Union. LFB and certain other non-Financial Advisory subsidiaries of the Company in the European Union (referred to herein, on a combined basis, as the "combined European regulated group") is subject to consolidated supervision based on an agreement with the ACPR and under such rules is required to comply with minimum requirements for regulatory net capital. At December 31, 2025, the regulatory net capital of the combined European regulated group was $187,192, which exceeded the minimum requirement set for regulatory capital levels by $49,245. Additionally, the combined European regulated group, together with our Financial Advisory entities in the European Union, is required to perform an annual risk assessment and provide certain other information on a periodic basis.

Certain other U.S. and non-U.S. subsidiaries are subject to various capital adequacy requirements promulgated by various regulatory and exchange authorities in the countries in which they operate. At December 31, 2025, for those subsidiaries with regulatory capital requirements, their aggregate net capital was $100,564, which exceeded the minimum required capital by $70,871.

At December 31, 2025, each of these subsidiaries individually was in compliance with its regulatory capital requirements.

23. SEGMENT INFORMATION

The Company's reportable segments offer different products and services and are managed separately, as different levels and types of expertise are required to effectively manage the segments' transactions. Each segment is reviewed by the Chief Operating Decision Maker (the "CODM") to determine the allocation of resources and to assess its performance. The Company's reportable segments are Financial Advisory, Asset Management, and Corporate, which are described in Note 1.

The Company's CODM is the Company's Chief Executive Officer. The CODM assesses the segments' performance by each segment's adjusted operating income (loss). Adjusted operating income (loss) is also used by the CODM to allocate compensation and non-compensation related resources to each segment. For the years ended December 31, 2025, 2024 and 2023, no individual client constituted more than 10% of the net revenue of any of the Company's reportable segments.

The table below provides selected financial information about the Company's segments, including adjusted compensation and benefits expense and adjusted non-compensation expense (both of which are significant expense categories on which the CODM is regularly provided information), other segment items, and adjusted operating income (loss).

Adjusted compensation and benefits expense and adjusted non-compensation expense include costs directly incurred by each segment, with certain adjustments. Adjusted non-compensation expense includes expenses for occupancy and equipment, marketing and business development, technology and information services, professional services, fund administration and outsourced services.

Other segment items include certain adjustments to calculate adjusted operating income (loss), including:

- Noncontrolling interests;
- Certain distribution, introducer and management fees paid to third parties and reimbursable deal costs;
- Provision for credit losses;
- Changes in the fair value of investments held in connection with LFI and other similar deferred compensation arrangements;
- Interest expense, excluding interest expense incurred by LFB;
- Asset impairment charges;

- Losses associated with the closing of certain offices as part of the cost-saving initiatives, representing the reclassification of currency translation adjustments to earnings from accumulated other comprehensive loss and transactions related to foreign currency exchange; and
- The gain on sale of an owned office building.

Inter-segment revenues are not material for all periods presented.

The CODM does not regularly receive asset information by segment and does not use segment asset information to assess performance or allocate resources.

	Year Ended December 31, 2025			
	Financial Advisory	Asset Management	Corporate	Total
Net Revenue (Loss) - U.S. GAAP Basis	$ 1,834,303	$ 1,274,726	$ (10,182)	$ 3,098,847
Adjusted Compensation and Benefits Expense	1,171,533	640,804	172,518	1,984,855
Adjusted Non-compensation Expense	212,025	255,673	145,110	612,808
Other Segment Items	(9,494)	(108,963)	49,423	(69,034)
Adjusted Operating Income (Loss)	$ 441,251	$ 269,286	$ (278,387)	$ 432,150
Other Segment Disclosures:				
Interest income (included in net revenue)	$ 5,209	$ 8,909	$ 24,374	$ 38,492
Depreciation and amortization of property (included in adjusted non-compensation expense)	$ 7,905	$ 6,047	$ 20,181	$ 34,133

	Year Ended December 31, 2024			
	Financial Advisory	Asset Management	Corporate	Total
Net Revenue - U.S. GAAP Basis	$ 1,756,183	$ 1,186,977	$ 108,677	$ 3,051,837
Adjusted Compensation and Benefits Expense	1,132,017	603,333	168,113	1,903,463
Adjusted Non-compensation Expense	202,007	229,960	143,179	575,146
Other Segment Items	(25,134)	(87,103)	(50,046)	(162,283)
Adjusted Operating Income (Loss)	$ 397,025	$ 266,581	$ (252,661)	$ 410,945
Other Segment Disclosures:				
Interest income (included in net revenue)	$ 4,730	$ 14,457	$ 34,417	$ 53,604
Depreciation and amortization of property (included in adjusted non-compensation expense)	$ 8,398	$ 5,704	$ 22,129	$ 36,231

	Year Ended December 31, 2023			
	Financial Advisory	Asset Management	Corporate	Total
Net Revenue (Loss) - U.S. GAAP Basis	$ 1,385,357	$ 1,151,496	$ (21,364)	$ 2,515,489
Adjusted Compensation and Benefits Expense	1,014,352	545,308	142,877	1,702,537
Adjusted Non-compensation Expense	193,661	218,903	158,940	571,504
Other Segment Items	(28,522)	(83,937)	36,589	(75,870)
Adjusted Operating Income (Loss)	$ 148,822	$ 303,348	$ (286,592)	$ 165,578
Other Segment Disclosures:				
Interest income (included in net revenue)	$ 1,561	$ 19,752	$ 20,709	$ 42,022
Depreciation and amortization of property (included in adjusted non-compensation expense)	$ 8,458	$ 6,448	$ 27,860	$ 42,766

The table below provides a reconciliation of the Company's consolidated adjusted operating income to the Company's consolidated U.S. GAAP operating income (loss).

	Year Ended December 31,		
	2025	2024	2023
Adjusted Operating Income	$ 432,150	$ 410,945	$ 165,578
Adjustments:			
Operating income related to noncontrolling interests and similar arrangements (a)	14,184	6,787	18,169
Interest expense (b)	(87,282)	(87,795)	(77,457)
Amortization and other acquisition-related costs	(105)	(242)	(334)
Expenses associated with senior management transition (c)	(50,124)	–	(10,674)
Asset impairment charges	–	–	(19,129)
Losses associated with cost-saving initiatives (d)	–	(587)	(4,878)
Expenses associated with cost-saving initiatives	–	(48,142)	(195,126)
Gain on sale of property (e)	–	114,271	–
Expenses associated with sale of property (f)	–	(17,002)	–
Benefit pursuant to tax receivable obligation (g)	18,775	8,237	43,894
Operating Income (Loss) - U.S. GAAP Basis	$ 327,598	$ 386,472	$ (79,957)

(a) Revenue and expenses related to the consolidation of noncontrolling interests and similar arrangements are excluded because the Company has no economic interest in such amounts.

(b) Interest expense (excluding interest expense incurred by LFB) is added back in determining adjusted net revenue because such expense relates to corporate financing activities and is not considered to be a cost directly related to the revenue of our business.

(c) Represents expenses associated with the departure of certain executive officers.

(d) Represents losses associated with the closing of certain offices as part of the cost-saving initiatives, primarily consisting of the reclassification of currency translation adjustments to earnings from accumulated other comprehensive losses in the years ended December 31, 2024 and 2023 and transactions related to foreign currency exchange in the year ended December 31, 2023.

(e) Represents gain on the sale of an owned office building.

(f) Represents estimated statutory profit-sharing expenses associated with the sale of an owned office building.

(g) Represents the effect of the periodic revaluation of the TRA liability.

Geographic Information

Due to the highly integrated nature of international financial markets, the Company manages its business based on the profitability of the enterprise as a whole, not by geographic region. The Company's revenue and total assets are generally allocated based on the country or domicile of the legal entity providing the service.

The following table sets forth the net revenue from, and total assets for, the Company and its consolidated subsidiaries by geographic region allocated on the basis described above. In the table below, Americas principally includes the U.S., EMEA principally includes the U.K. and France, and Asia Pacific principally includes Australia.

	Year Ended December 31,		
	2025	2024	2023
Net Revenue - U.S. GAAP basis:			
Americas	$ 1,622,574	$ 1,536,298	$ 1,193,056
EMEA	1,295,593	1,360,784	1,162,052
Asia Pacific	180,680	154,755	160,381
Total	$ 3,098,847	$ 3,051,837	$ 2,515,489

	December 31,	
	2025	2024
Total Assets:		
Americas	$ 2,960,784	$ 2,908,489
EMEA	1,846,238	1,757,275
Asia Pacific	133,712	128,229
Total	$ 4,940,734	$ 4,793,993

24. CONSOLIDATED VIEs

LFI Consolidated Funds

The Company's consolidated VIEs as of December 31, 2025 and 2024 include certain funds ("LFI Consolidated Funds") that were established for the benefit of employees participating in the Company's existing LFI deferred compensation arrangement. Lazard invests in these funds and is the investment manager and is therefore deemed to have both the power to direct the most significant activities of the funds and the right to receive benefits (or the obligation to absorb losses) that could potentially be significant to these funds. The assets of LFI Consolidated Funds, except as it relates to $36,527 and $68,452 of LFI owned by Lazard Group as of December 31, 2025 and 2024, respectively, can only be used to settle the obligations of LFI Consolidated Funds.

The Company's consolidated VIE assets and liabilities for LFI Consolidated Funds as reflected in the consolidated statements of financial condition consist of the following at December 31, 2025 and 2024.

	December 31,	
	2025	2024
ASSETS		
Cash and cash equivalents	$ 1,028	$ 2,456
Customers and other receivables	649	97
Investments	113,448	144,878
Other assets	527	1,016
Total assets	$ 115,652	$ 148,447
LIABILITIES		
Deposits and other customer payables	$ 267	$ 72
Other liabilities	479	295
Total liabilities	$ 746	$ 367

Lazard Growth Acquisition Corp. I

In addition, the Company's consolidated VIEs for the year ended December 31, 2023 included Lazard Growth Acquisition Corp. I ("LGAC"), a former special purpose acquisition company. The Company held a controlling financial interest in LGAC through a subsidiary's ownership of Class B founder shares of LGAC. As a result, both LGAC and the sponsor were consolidated in the Company's financial statements.

On February 23, 2023, LGAC redeemed all of its outstanding publicly held Class A ordinary shares as a result of LGAC not consummating a business combination within the time period required by its amended and restated memorandum and articles of association resulting in the distribution of $585,891 of the cash held in the trust account to the LGAC shareholders. The Company recognized $17,929 of losses on the liquidation of LGAC in "revenue-other" on the consolidated statement of operations for the year ended December 31, 2023. In addition, $20,125 of non-cash deferred underwriting fees was no longer probable of being incurred and therefore was reversed from other liabilities to additional paid-in-capital.

25. *SUBSEQUENT EVENT*

On February 13, 2026, the Company completed the sale of a controlling stake in the Edgewater management vehicles and will no longer consolidate Edgewater into its financial results.

SUPPLEMENTAL FINANCIAL INFORMATION

Not applicable.

Item 9. Changes in and Disagreements with Accountants on Accounting and Financial Disclosures

There were no changes in or disagreements with accountants on accounting and financial disclosure during the last two fiscal years.

Item 9A. Controls and Procedures

Our management, including our Chief Executive Officer and Chief Financial Officer, evaluated the effectiveness of our disclosure controls and procedures pursuant to Rule 13a-15 under the Exchange Act as of the end of the period covered by this Annual Report on Form 10-K. Based on that evaluation, our Chief Executive Officer and Chief Financial Officer have concluded that, as of the end of the period covered by this Annual Report on Form 10-K, our disclosure controls and procedures (as defined in Rule 13a-15(e) under the Exchange Act) are effective to ensure that information we are required to disclose in reports that we file or submit under the Exchange Act is recorded, processed, summarized and reported within the time periods specified in Securities and Exchange Commission rules and forms, and that such information is accumulated and communicated to our management, including our Chief Executive Officer and Chief Financial Officer, as appropriate, to allow timely decisions regarding required disclosure.

In addition, no change in our internal control over financial reporting (as defined in Rule 13a-15(f) under the Exchange Act) occurred during our most recent fiscal quarter that has materially affected, or is likely to materially affect, our internal control over financial reporting.

Management's Report on Internal Control Over Financial Reporting (as defined in Rules 13a-15(f) and 15d-15(f) of the Exchange Act), and the related report of our independent registered public accounting firm, are set forth in Part II, Item 8 of this Annual Report on Form 10-K and are incorporated herein by reference.

Item 9B. Other Information

On December 11, 2025, Christopher Hogbin, the Chief Executive Officer of Lazard's asset management business, adopted a trading plan for the sale of shares of the Company's common stock, which is designed to satisfy the affirmative defense conditions of Rule 10b5-1 under the Exchange Act. The plan expires March 31, 2026. The aggregate number of shares to be sold under the plan is 50% of the shares (net of taxes) underlying the equity awards that are scheduled to vest during the plan, representing up to approximately 11,832 shares of the Company's stock.

During the three months ended December 31, 2025, no other director or officer of the Company entered into, modified or terminated, contracts, instructions or written plans for the sale or purchase of Lazard securities that were intended to satisfy the affirmative defense conditions of Rule 10b5-1 or that constituted non-Rule 10b5-1 trading arrangements (as defined in Item 408 of Regulation S-K of the Exchange Act).

Item 9C. Disclosure Regarding Foreign Jurisdictions that Prevent Inspections

Not applicable.

PART III

Item 10. Directors, Executive Officers and Corporate Governance

Information regarding members of the Board of Directors, including its audit committee and audit committee financial expert, as well as information regarding our Code of Business Conduct and Ethics that applies to our Chief Executive Officer and senior financial officers, will be presented in Lazard, Inc.'s definitive proxy statement for its 2026 annual meeting of shareholders, which will be held in Spring 2026, and is incorporated herein by reference. Information regarding our executive officers is included in Part I of this Annual Report on Form 10-K under the caption "Executive Officers of the Registrant".

The information required to be furnished pursuant to this item with respect to compliance with Section 16(a) of the Exchange Act will be set forth under the caption "Section 16(a) Beneficial Ownership Reporting and Compliance" in Lazard, Inc.'s definitive proxy statement for its 2026 annual meeting of shareholders, and is incorporated herein by reference.

We have adopted an insider trading policy governing the purchase, sale and/or other disposition of our securities by our directors, officers and employees and other covered persons, as well as Lazard, Inc. itself, that we believe is reasonably designed to promote compliance with insider trading laws, rules and regulations and New York Stock Exchange listing standards. Our insider trading policy is incorporated by reference to our Annual Report on Form 10-K filed on February 24, 2025.

Item 11. Executive Compensation

Information regarding executive officer and director compensation will be presented in Lazard, Inc.'s definitive proxy statement for its 2026 annual meeting of shareholders, which will be held in Spring 2026, and is incorporated herein by reference.

Item 12. Security Ownership of Certain Beneficial Owners and Management and Related Stockholder Matters

Information regarding security ownership of certain beneficial owners and management and related shareholder matters will be presented in Lazard, Inc.'s definitive proxy statement for its 2026 annual meeting of shareholders, which will be held in Spring 2026, and is incorporated herein by reference.

Equity Compensation Plan Information

The following table provides information as of December 31, 2025 regarding securities issued under our 2018 Incentive Compensation Plan and 2008 Incentive Compensation Plan.

Plan Category	Number of Securities to be Issued Upon Exercise of Outstanding Options, Warrants and Rights	Weighted-Average Exercise Price of Outstanding Options, Warrants and Rights	Number of Securities Remaining Available for Future Issuance Under Equity Compensation Plans (Excluding Securities Reflected in the Second Column)
Equity compensation plans approved by security holders	2018 Incentive Compensation Plan(1)	24,260,916	(4)	15,869,309
Equity compensation plans approved by security holders	2008 Incentive Compensation Plan(2)	37,151 (3)	(4)	–
Total		24,298,067 (3)		15,869,309

(1) Our 2018 Incentive Compensation Plan was approved by the stockholders of Lazard on April 24, 2018 and was amended on May 9, 2024 and April 29, 2021 to increase the aggregate number of shares authorized for issuance under

the 2018 Plan. The aggregate number of shares authorized for issuance under the 2018 Plan is 70 million. The 2018 Plan replaced the 2008 Incentive Compensation Plan, which was terminated on April 24, 2018.

(2) Our 2008 Incentive Compensation Plan was approved by the stockholders of Lazard on May 6, 2008. The 2008 Incentive Compensation Plan was terminated on April 24, 2018, although awards granted under the 2008 Incentive Compensation Plan remain outstanding and continue to be subject to its terms.

(3) Represents outstanding stock unit awards and PIPRs, after giving effect to forfeitures, as of December 31, 2025. As of that date, the only grants made under the 2018 Incentive Compensation Plan have been in the form of stock unit awards and profits interest participation rights. See Note 16 of Notes to Consolidated Financial Statements for a description of the plans.

(4) Each restricted stock unit awarded under our 2018 Incentive Compensation Plan and 2008 Incentive Compensation Plan was granted at no cost to the persons receiving them and represents the contingent right to receive the equivalent number of shares of common stock. Performance-based units awarded represent the contingent right to receive common stock based on the achievement of both performance-based and market-based criteria, the number of shares of common stock that ultimately may be received generally will range from zero to 2.4 times the target number. Profits interest participation rights, including P-PIPRs and excluding SP-PIPRs, represent the contingent right to receive the equivalent number of shares of common stock in exchange for such rights, subject to the satisfaction of certain vesting criteria and the Minimum Value Condition, and, in the case of P-PIPRs, certain performance-based criteria and incremental market-based conditions. For P-PIPRs awards subject to both performance-based and incremental market-based criteria, the number of shares that may be received will range from zero to 2.4 times the target number. SP-PIPRs are eligible to vest in three tranches based on the achievement of service conditions and Tranche-specific common stock milestones. See Note 16 of Notes to Consolidated Financial Statements.

Item 13. Certain Relationships and Related Transactions, and Director Independence

Information regarding certain relationships and related transactions, and director independence, will be presented in Lazard, Inc.'s definitive proxy statement for its 2026 annual meeting of shareholders, which will be held in Spring 2026, and is incorporated herein by reference.

Item 14. Principal Accounting Fees and Services

Information regarding principal accountant fees and services will be presented in Lazard, Inc.'s definitive proxy statement for its 2026 annual meeting of shareholders, which will be held in Spring 2026, and is incorporated herein by reference.

PART IV

Item 15. Exhibits and Financial Statement Schedules

(a) Documents filed as part of this Report:

1. Consolidated Financial Statements

The consolidated financial statements required to be filed in the Annual Report on Form 10-K are listed on page F-1 hereof and in Part II, Item 8 hereof.

2. Financial Statement Schedule

The financial statement schedule required in the Annual Report on Form 10-K is listed on page F-1 hereof. The required schedule appears on pages F-2 through F-6 hereof. All other schedules have been omitted because they are not applicable, not required or the information required is included in the Company's consolidated financial statements or notes thereto.

3. Exhibits

3.1	Certificate of Incorporation of the Registrant (incorporated by reference to Exhibit 3.1 to the Registrant's Current Report (File No. 001-32492) on Form 8-K filed on January 2, 2024).
3.2	By-laws of the Registrant (incorporated by reference to Exhibit 3.2 to the Registrant's Current Report (File No. 001-32492) on Form 8-K filed on January 2, 2024).
4.1	Form of Stock Certificate for Common Stock (incorporated by reference to Exhibit 4.1 to the Registrant's Current Report (File No. 001-32492) on Form 8-K filed on January 2, 2024).
4.2	Indenture, dated as of May 10, 2005, by and between Lazard Group LLC and The Bank of New York, as Trustee (incorporated by reference to Exhibit 4.1 to Lazard Group LLC's Registration Statement (File No. 333-126751) on Form S-4 filed on July 21, 2005).
4.3	Sixth Supplemental Indenture, dated as of February 13, 2015, between Lazard Group LLC and The Bank of New York Mellon, as trustee (incorporated by reference to Exhibit 4.1 of the Registrant's Current Report on Form 8-K (File No. 001-32492) filed on February 13, 2015).
4.4	Seventh Supplemental Indenture, dated as of November 4, 2016, between Lazard Group LLC and The Bank of New York Mellon, as trustee (incorporated by reference to Exhibit 4.1 of the Registrant's Current Report on Form 8-K (File No. 001-32492) filed on November 7, 2016).
4.5	Eighth Supplemental Indenture, dated as of September 19, 2018, between Lazard Group LLC and the Bank of New York Mellon, as trustee (incorporated by reference to Exhibit 4.1 to the Registrant's Current Report on Form 8-K (File No. 001-32492) filed on September 19, 2018).
4.6	Ninth Supplemental Indenture, dated as of March 11, 2019, between Lazard Group LLC and The Bank of New York Mellon, as trustee (incorporated by reference to Exhibit 4.1 to the Registrant's Current Report on Form 8-K (File No. 001-32492) filed on March 11, 2019).
4.7	Tenth Supplemental Indenture, dated as of March 12, 2024, between Lazard Group LLC and The Bank of New York Mellon, as trustee (incorporated by reference to Exhibit 4.1 to the Registrant's Current Report on Form 8-K (File No. 001-32492) filed on March 12, 2024).
4.8	Eleventh Supplemental Indenture, dated as of December 12, 2024, among Lazard Group LLC, Lazard, Inc. and The Bank of New York Mellon, as trustee (incorporated by reference to Exhibit 4.1 to the Registrant's Current Report on Form 8-K (File No. 001-32492) filed on December 12, 2024).

4.9	Twelfth Supplemental Indenture, dated as of August 1, 2025, among Lazard Group LLC, Lazard, Inc. and The Bank of New York Mellon, as trustee (incorporated by reference to Exhibit 4.1 to the Registrant's Current Report on Form 8-K (File No. 001-32492) filed on August 1, 2025).
4.10	Form of Senior Note (included in Exhibits 4.3, 4.4, 4.5, 4.6, 4.7 and 4.9).
4.11	Description of Registrant's Common Stock.
10.1	Third Amended and Restated Operating Agreement of Lazard Group LLC, dated as of March 31, 2023 (incorporated by reference to Exhibit 10.1 to the Registrant's Quarterly Report (File No. 001-32492) on Form 10-Q filed on May 2, 2023).
10.2	Second Amended and Restated Tax Receivable Agreement, dated as of October 26, 2015, by and among Ltd Sub A, Ltd Sub B and LTBP Trust (incorporated by reference to Exhibit 10.2 to the Registrant's Quarterly Report (File No. 001-32492) on Form 10-Q filed on October 28, 2015).
10.3	Lease, dated as of January 27, 1994, by and between Rockefeller Center Properties and Lazard Frères & Co. LLC (incorporated by reference to Exhibit 10.19 to the Registrant's Registration Statement (File No. 333-121407) on Form S-1/A filed on February 11, 2005).
10.4	Fourth Amendment dated as of February 16, 2011, by and among RCPI Landmark Properties, L.L.C. (as the successor in interest to Rockefeller Center Properties), RCPI 30 Rock 22234849, L.L.C. and Lazard Group LLC (as the successor in interest to Lazard Frères & Co. LLC), to the Lease dated as of January 27, 1994, by and among Rockefeller Center Properties and Lazard Frères & Co. LLC (incorporated by reference to Exhibit 10.16 to the Registrant's Quarterly Report (File No. 001-32492) on Form 10-Q filed on April 29, 2011).
10.5*	Lazard, Inc. 2008 Incentive Compensation Plan (incorporated by reference to Annex B to the Registrant's Definitive Proxy Statement on Schedule 14A (File No. 001-32492) filed on March 24, 2008).
10.6*	Lazard, Inc. 2018 Incentive Compensation Plan (incorporated by reference to Annex B to the Registrant's Definitive Proxy Statement on Schedule 14A (File No. 001-32492) filed on March 15, 2018).
10.7*	First Amendment to the Lazard, Inc. 2018 Incentive Compensation Plan (incorporated by reference to Annex B to the Registrant's Definitive Proxy Statement on Schedule 14A (File No. 001-32492) filed on March 16, 2021).
10.8*	Second Amendment to the Lazard, Inc. 2018 Incentive Compensation Plan (incorporated by reference to Exhibit 10.2 to the Registrant's Post-Effective Amendment No. 1 to Registration Statements on Form S-8 (File Nos. 333-154977, 333-193845, 333-217597, 333-224552 and 333-269977) filed on February 2, 2024).
10.9*	Third Amendment to the Lazard, Inc. 2018 Incentive Compensation Plan (incorporated by reference to Annex B to the Registrant's Definitive Proxy Statement on Schedule 14A (File No. 001-32492) filed on March 21, 2024).
10.10*	First Amendment to the Lazard, Inc. 2008 Incentive Compensation Plan (incorporated by reference to Exhibit 10.1 to the Registrant's Post-Effective Amendment No. 1 to Registration Statements on Form S-8 (File Nos. 333-154977, 333-193845, 333-217597, 333-224552 and 333-269977) filed on February 2, 2024).
10.11*	Amended and Restated Agreement relating to Retention and Noncompetition and Other Covenants, dated as of March 31, 2022, by and among the Registrant, Lazard Group LLC and Kenneth M. Jacobs (incorporated by reference to Exhibit 10.1 to the Registrant's Current Report on Form 8-K (File No. 001-32492) filed on April 6, 2022).

10.12*	Amendment to Amended and Restated Agreement Relating to Retention and Noncompetition and Other Covenants, dated as of May 25, 2023, by and among the Registrant, Lazard Group LLC and Kenneth M. Jacobs (incorporated by reference to Exhibit 10.1 to the Registrant's Current Report on Form 8-K (File No. 001-32492) filed on May 26, 2023).
10.13*	Letter Agreement, dated November 22, 2024, by and between Kenneth M. Jacobs and Lazard, Inc. (incorporated by reference to Exhibit 10.13 to the Registrant's Annual Report on Form 10-K (File No. 001-32492) filed on February 24, 2025).
10.14*	Amended and Restated Agreement relating to Retention and Noncompetition and Other Covenants, dated as of March 31, 2022, by and among the Registrant, Lazard Group LLC and Evan L. Russo (incorporated by reference to Exhibit 10.2 to the Registrant's Current Report on Form 8-K (File No. 001-32492) filed on April 6, 2022).
10.15*	Amendment to Amended and Restated Agreement Relating to Retention and Noncompetition and Other Covenants, dated as of May 25, 2023, by and among the Registrant, Lazard Group LLC and Evan L. Russo (incorporated by reference to Exhibit 10.3 to the Registrant's Current Report on Form 8-K (File No. 001-32492) filed on May 26, 2023).
10.16*	Transition Agreement, dated September 7, 2025, by and between Evan L. Russo and Lazard, Inc. (incorporated by reference to Exhibit 10.1 to the Registrant's Current Report on Form 8-K (File No. 001-32492) filed on September 8, 2025).
10.17*	Amended and Restated Agreement relating to Retention and Noncompetition and Other Covenants, dated as of March 31, 2022, by and among the Registrant, Lazard Group LLC and Peter R. Orszag (incorporated by reference to Exhibit 10.3 to the Registrant's Current Report on Form 8-K (File No. 001-32492) filed on April 6, 2022).
10.18*	Amendment to Amended and Restated Agreement Relating to Retention and Noncompetition and Other Covenants, dated as of May 25, 2023, by and among the Registrant, Lazard Group LLC and Peter R. Orszag (incorporated by reference to Exhibit 10.2 to the Registrant's Current Report on Form 8-K (File No. 001-32492) filed on May 26, 2023).
10.19*	Letter Agreement regarding Terms of Continued Employment, dated as of April 24, 2025, between Lazard, Inc. and Peter R. Orszag (incorporated by reference to Exhibit 10.18 to the Registrant's Quarterly Report on Form 10-Q (File No. 001-32492) filed on April 30, 2025).
10.20*	Amended and Restated Agreement relating to Retention and Noncompetition and Other Covenants, dated as of March 29, 2019, by and among the Registrant, Lazard Group LLC and Ashish Bhutani (incorporated by reference to Exhibit 10.3 to the Registrant's Current Report on Form 8-K (File No. 001-32492) filed on April 3, 2019).
10.21*	Resignation Letter Agreement, dated as of March 31, 2022, by and between the Registrant and Ashish Bhutani (incorporated by reference to Exhibit 10.4 to the Registrant's Current Report on Form 8-K (File No. 001-32492) filed on April 6, 2022).
10.22*	Letter Agreement, dated as of January 1, 2023, by and between Lazard Asset Management LLC and Ashish Bhutani (incorporated by reference to Exhibit 10.13 to the Registrant's Quarterly Report (File No. 001-32492) on Form 10-Q filed on May 2, 2023).
10.23*	Amended and Restated Agreement relating to Retention and Noncompetition and Other Covenants, dated as of March 29, 2019, by and among the Registrant, Lazard Group LLC and Alexander F. Stern (incorporated by reference to Exhibit 10.5 to the Registrant's Current Report on Form 8-K (File No. 001-32492) filed on April 3, 2019).

10.24*	Resignation Letter Agreement, dated as of March 31, 2022, by and between the Registrant and Alexander F. Stern (incorporated by reference to Exhibit 10.5 to the Registrant's Current Report on Form 8-K (File No. 001-32492) filed on April 6, 2022).
10.25*	Letter Agreement, dated as of January 1, 2023, by and between Lazard Frères & Co. LLC and Alexander F. Stern (incorporated by reference to Exhibit 10.16 to the Registrant's Quarterly Report (File No. 001-32492) on Form 10-Q filed on May 2, 2023).
10.26*	Letter Agreement, dated as of July 23, 2022, by and between Lazard Group LLC and Mary Ann Betsch (incorporated by reference to Exhibit 10.1 to the Registrant's Current Report on Form 8-K (File No. 001-32492) filed on July 28, 2022).
10.27*	Agreement relating to Retention and Noncompetition and Other Covenants, dated as of August 23, 2023, by and between the Registrant, Lazard Group LLC and Mary Ann Betsch (incorporated by reference to Exhibit 10.2 to the Registrant's Current Report on Form 8-K (File No. 001-32492) filed on August 25, 2023).
10.28*	Transition Agreement, dated January 28, 2026, by and between Mary Ann Betsch and Lazard, Inc. (incorporated by reference to Exhibit 10.2 to the Registrant's Current Report on Form 8-K (File No. 001-32492) filed on February 2, 2026).
10.29*	Letter Agreement, dated as of June 29, 2023, by and between Lazard Frères & Co. LLC and Michael Gathy (incorporated by reference to Exhibit 10.22 to the Registrant's Quarterly Report (File No. 001-32492) on Form 10-Q filed on October 27, 2023).
10.30*	Amended and Restated Agreement relating to Retention and Noncompetition and Other Covenants, dated as of March 7, 2024, by and among Registrant, Lazard & Co., Services Limited and Alexandra Soto (incorporated by reference to Exhibit 10.25 to the Registrant's Quarterly Report (File No. 001-32492) on Form 10-Q filed on April 26, 2024).
10.31*	Letter Agreement regarding Terms of Continued Employment, dated as of April 24, 2025, between Lazard, Inc. and Alexandra Soto (incorporated by reference to Exhibit 10.29 to the Registrant's Quarterly Report on Form 10-Q (File No. 001-32492) filed on April 30, 2025).
10.32*	Letter Agreement regarding Terms of Continued Employment, dated as of April 24, 2025, between Lazard, Inc. and Christian A. Weideman (incorporated by reference to Exhibit 10.30 to the Registrant's Quarterly Report on Form 10-Q (File No. 001-32492) filed on April 30, 2025).
10.33*	Offer Letter, dated September 3, 2025, between Christopher Hogbin and Lazard, Inc. (incorporated by reference to Exhibit 10.2 to the Registrants's Current Report on Form 8-K (File No. 001-32492) filed on September 8, 2025).
10.34*	Letter Agreement regarding terms of Employment, dated September 3, 2025 between Christopher Hogbin and Lazard, Inc. (incorporated by reference to Exhibit 10.3 to the Registrant's Current Report on Form 8-K (File No. 001-32492) filed on September 8, 2025).
10.35*	Offer Letter, dated January 28, 2026, between Tracy Farr and Lazard, Inc. (incorporated by reference to Exhibit 10.1 to the Registrants's Current Report on Form 8-K (File No. 001-32492) filed on February 2, 2026).
10.36*	Form of Award Letter for Annual Grant of Deferred Stock Units to Non-Executive Directors (incorporated by reference to Exhibit 99.1 to the Registrant's Current Report on Form 8-K (File No. 001-32492) filed on September 8, 2005).
10.37*	Directors' Fee Deferral Unit Plan (incorporated by reference to Exhibit 10.39 to the Registrant's Quarterly Report on Form 10-Q (File No. 001-32492) filed on May 11, 2006).

10.38	Second Amended and Restated Credit Agreement, dated as of June 6, 2023, among Lazard Group LLC, the Banks from time to time parties thereto, and Citibank, N.A., as Administrative Agent (incorporated by reference to Exhibit 10.23 to the Registrant's Quarterly Report on Form 10-Q (File No. 001-32492) filed on July 31, 2023).
10.39	First Amendment to Second Amended and Restated Credit Agreement, dated as of December 23, 2024, by and among Lazard Group LLC, Lazard, Inc., the Banks party thereto and Citibank, N.A., as Administrative Agent (incorporated by reference to Exhibit 10.31 to the Registrant's Annual Report on Form 10-K (File No. 001-32492) filed on February 24, 2025).
10.40*	Form of Agreement for Performance-Based Profits Interest Participation Right Units under the 2018 Incentive Compensation Plan (incorporated by reference to Exhibit 10.24 to the Registrant's Quarterly Report on Form 10-Q (File No. 001-32492) filed on April 30, 2019).
10.41*	Form of Agreement evidencing grant of Performance-Based Restricted Participation Units under the 2018 Incentive Compensation Plan (incorporated by reference to Exhibit 10.19 to the Registrant's Quarterly Report on Form 10-Q (File No. 001-32492) filed on May 4, 2021).
10.42*	Form of Agreement evidencing grant of Lazard Fund Interests to Named Executive Officers under the 2018 Incentive Compensation Plan (incorporated by reference to Exhibit 10.20 to the Registrant's Quarterly Report on Form 10-Q (File No. 001-32492) filed on May 4, 2021).
10.43*	Form of Agreement for Profits Interest Participation Right Units under the 2018 Compensation Plan (incorporated by reference to Exhibit 10.21 to the Registrant's Quarterly Report on Form 10-Q (File No. 001-32492) filed on May 4, 2021).
10.44*	Form of Agreement for Profits Interest Participation Right Units under the 2018 Incentive Compensation Plan (incorporated by reference to Exhibit 10.26 to the Registrant's Quarterly Report (File No. 001-32492) on Form 10-Q filed on May 2, 2023).
10.45*	Form of Agreement evidencing grant of Restricted Stock Units under the 2018 Incentive Compensation Plan (incorporated by reference to Exhibit 10.27 to the Registrant's Quarterly Report (File No. 001-32492) on Form 10-Q filed on May 2, 2023).
19.1	Insider Trading Policy (incorporated by reference to Exhibit 19.1 to the Registrant's Annual Report (File No. 001-32492) on Form 10-K filed on February 24, 2025).
21.1	Subsidiaries of the Registrant.
22.1	List of Issuers of Guaranteed Securities.
23.1	Consent of Independent Registered Public Accounting Firm.
31.1	Rule 13a-14(a) Certification of Peter R. Orszag.
31.2	Rule 13a-14(a) Certification of Tracy Farr.
32.1**	Section 1350 Certification for Peter R. Orszag.
32.2**	Section 1350 Certification for Tracy Farr.
97.1	Incentive Compensation Recovery Policy (incorporated by reference to Exhibit 97.1 to the Registrant's Annual Report (File No. 001-32492) on Form 10-K filed on February 23, 2024).

101.INS	Inline XBRL Instance Document – the instance document does not appear in the Interactive Data File because iXBRL tags are embedded within the Inline XBRL document.
101.SCH	Inline XBRL Taxonomy Extension Schema.
101.CAL	Inline XBRL Taxonomy Extension Calculation Linkbase.
101.DEF	Inline XBRL Taxonomy Extension Definition Linkbase.
101.LAB	Inline XBRL Taxonomy Extension Label Linkbase.
101.PRE	Inline XBRL Taxonomy Extension Presentation Linkbase.
104	Cover Page Interactive Data File (formatted as inline XBRL and contained in Exhibit 101).

---

* Management contract or compensatory plan or arrangement.

** Furnished herewith. These exhibits shall not be deemed "filed" for purpose of Section 18 of the Securities Exchange Act of 1934, or otherwise subject to the liability of that Section. Such exhibits shall not be deemed incorporated into any filings under the Securities Act of 1933 or the Securities Exchange Act of 1934.

LAZARD, INC.

INDEX TO FINANCIAL STATEMENTS AND FINANCIAL STATEMENT SCHEDULE

ITEMS 15(a)(1) AND 15(a)(2)

	Page No.
Management's Report on Internal Control Over Financial Reporting	69
Reports of Independent Registered Public Accounting Firm	70
Consolidated Financial Statements	
Consolidated Statements of Financial Condition as of December 31, 2025 and 2024	73
Consolidated Statements of Operations for the years ended December 31, 2025, 2024 and 2023	75
Consolidated Statements of Comprehensive Income (Loss) for the years ended December 31, 2025, 2024 and 2023	76
Consolidated Statements of Cash Flows for the years ended December 31, 2025, 2024 and 2023	77
Consolidated Statements of Changes in Stockholders' Equity and Redeemable Noncontrolling Interests for the years ended December 31, 2025, 2024 and 2023	79
Notes to Consolidated Financial Statements	82
Supplemental Financial Information	132
Financial Statement Schedules	
Schedule I—Condensed Financial Information of Registrant (Parent Company Only)	
Condensed Statements of Financial Condition as of December 31, 2025 and 2024	F-2
Condensed Statements of Operations for the years ended December 31, 2025, 2024 and 2023	F-3
Condensed Statements of Comprehensive Income (Loss) for the years ended December 31, 2025, 2024 and 2023	F-4
Condensed Statements of Cash Flows for the years ended December 31, 2025, 2024 and 2023	F-5
Notes to Condensed Financial Statements	F-6

Schedules not listed above have been omitted because the information required to be set forth therein is not applicable or is shown in the consolidated financial statements or notes thereto.

LAZARD, INC.
(parent company only)

CONDENSED STATEMENTS OF FINANCIAL CONDITION
DECEMBER 31, 2025 AND 2024
(dollars in thousands, except per share data)

	December 31,	
	2025	2024
ASSETS		
Cash and cash equivalents	$ 1,386	$ 1,049
Investments in subsidiaries, equity method	919,800	634,732
Due from subsidiaries	1,023	225
Deferred tax assets	1,077	1,192
Other assets	753	1,052
Total Assets	$ 924,039	$ 638,250
LIABILITIES AND STOCKHOLDERS' EQUITY		
Liabilities:		
Due to subsidiaries	$ 50,144	$ 1,831
Other liabilities	240	179
Total Liabilities	50,384	2,010
Commitments and contingencies		
STOCKHOLDERS' EQUITY		
Preferred stock, par value $.01 per share; 15,000,000 shares authorized: no shares issued and outstanding at December 31, 2025 and 2024	–	–
Common stock:		
Par value $.01 per share (500,000,000 shares authorized; 111,728,757 and 112,766,091 shares issued at December 31, 2025 and 2024, respectively, including shares held in treasury)	1,117	1,128
Additional paid-in-capital	340,351	327,810
Retained earnings	1,488,107	1,472,113
Accumulated other comprehensive loss, net of tax	(271,509)	(326,742)
	1,558,066	1,474,309
Common stock held in treasury, at cost (17,822,122 and 22,467,315 shares at December 31, 2025 and 2024, respectively)	(684,411)	(838,069)
Total Stockholders' Equity	873,655	636,240
Total Liabilities and Stockholders' Equity	$ 924,039	$ 638,250

See notes to condensed financial statements.

LAZARD, INC.
(parent company only)

CONDENSED STATEMENTS OF OPERATIONS
FOR THE YEARS ENDED DECEMBER 31, 2025, 2024 AND 2023
(dollars in thousands)

	Year Ended December 31,		
	2025	**2024**	**2023**
REVENUE			
Equity in earnings (losses) of subsidiaries	$ 238,422	$ 244,705	$ (181,720)
Interest and other income	132	35,334	112,418
Total revenue (loss)	238,554	280,039	(69,302)
OPERATING EXPENSES			
Professional services	2,220	2,289	5,974
Other	68	81	203
Total operating expenses	2,288	2,370	6,177
OPERATING INCOME (LOSS)	236,266	277,669	(75,479)
Benefit for income taxes	(565)	(2,243)	–
NET INCOME (LOSS)	$ 236,831	$ 279,912	$ (75,479)

See notes to condensed financial statements.

LAZARD, INC.
(parent company only)

CONDENSED STATEMENTS OF COMPREHENSIVE INCOME (LOSS)
FOR THE YEARS ENDED DECEMBER 31, 2025, 2024 AND 2023
(dollars in thousands)

	Year Ended December 31,		
	2025	2024	2023
NET INCOME (LOSS)	$ 236,831	$ 279,912	$ (75,479)
OTHER COMPREHENSIVE INCOME (LOSS), NET OF TAX:			
Currency translation adjustments:			
Currency translation adjustments before reclassification (net of tax expense of $2,418 for the year ended December 31, 2025)	59,369	(36,862)	31,106
Adjustment for items reclassified to earnings	–	–	1,826
Employee benefit plans:			
Actuarial gain (loss) (net of tax expense (benefit) of $(2,270), $1,069 and $(7,606) for the years ended December 31, 2025, 2024 and 2023, respectively)	(9,411)	1,716	(24,510)
Prior service cost (net of tax benefit of $583, $2,747 and $2,567 for the year ended December 31, 2025, 2024 and 2023, respectively)	(1,801)	(8,225)	(7,751)
Adjustments for items reclassified to earnings (net of tax expense of $2,204, $1,926 and $1,521 for the years ended December 31, 2025, 2024 and 2023, respectively)	7,076	6,579	5,233
OTHER COMPREHENSIVE INCOME (LOSS), NET OF TAX	55,233	(36,792)	5,904
COMPREHENSIVE INCOME (LOSS)	$ 292,064	$ 243,120	$ (69,575)

See notes to condensed financial statements.

LAZARD, INC.
(parent company only)

CONDENSED STATEMENTS OF CASH FLOWS
FOR THE YEARS ENDED DECEMBER 31, 2025, 2024 AND 2023
(dollars in thousands)

	Year Ended December 31,		
	2025	**2024**	**2023**
CASH FLOWS FROM OPERATING ACTIVITIES:			
Net income (loss)	$ 236,831	$ 279,912	$ (75,479)
Adjustments to reconcile net income (loss) to net cash provided by operating activities:			
Equity in (earnings) losses of subsidiaries	(238,422)	(244,705)	181,720
Dividends received from subsidiaries	191,600	179,030	25,000
Deferred tax provision (benefit)	115	(1,192)	–
Changes in due to/from subsidiaries	47,515	(33,584)	42,772
Changes in other operating assets and liabilities	360	(1,296)	254
Net cash provided by operating activities	237,999	178,165	174,267
CASH FLOWS FROM FINANCING ACTIVITIES:			
Purchase of common stock	(51,083)	–	–
Common stock dividends	(186,579)	(179,017)	(173,075)
Net cash used in financing activities	(237,662)	(179,017)	(173,075)
Net increase (decrease) in cash and cash equivalents	337	(852)	1,192
Cash and cash equivalents, January 1	1,049	1,901	709
Cash and cash equivalents, December 31	$ 1,386	$ 1,049	$ 1,901

See notes to condensed financial statements.

LAZARD, INC.
(parent company only)

NOTES TO CONDENSED FINANCIAL STATEMENTS
(dollars in thousands)

1. BASIS OF PRESENTATION

The accompanying Lazard, Inc. condensed financial statements (the "Parent Company Financial Statements"), including the notes thereto, should be read in conjunction with the consolidated financial statements of Lazard, Inc. and its subsidiaries (the "Company") and the notes thereto.

In connection with the Conversion, in 2024, Lazard, Inc. retired $1,859,972 of borrowings from subsidiaries at par for no cash consideration which increased its investment in subsidiaries by an equivalent amount.

The Parent Company Financial Statements as of December 31, 2025 and 2024, and for each of the three years in the period ended December 31, 2025, are prepared in conformity with accounting principles generally accepted in the United States of America ("U.S. GAAP"), which require management to make estimates and assumptions that affect the reported amounts of assets and liabilities, revenue and expenses, and the disclosures in the condensed financial statements. Management believes that the estimates utilized in the preparation of the condensed financial statements are reasonable. Actual results could differ materially from these estimates.

The Parent Company Financial Statements include investments in subsidiaries, accounted for under the equity method.

SIGNATURES

Pursuant to the requirements of Section 13 or 15(d) of the Securities Exchange Act of 1934, as amended, the Registrant has duly caused this Report to be signed on its behalf by the undersigned, thereunto duly authorized.

Dated: February 23, 2026

LAZARD, INC.

By: /s/ Peter R. Orszag
Peter R. Orszag
Chief Executive Officer and Chairman of the Board of Directors

Pursuant to the requirements of the Securities Exchange Act of 1934, as amended, this Report has been signed below by the following persons on behalf of the Registrant in the capacities and on the dates indicated.

Signature	Capacity	Date
/s/ Peter R. Orszag Peter R. Orszag	Chief Executive Officer and Chairman of the Board of Directors *(Principal Executive Officer)*	February 23, 2026
/s/ Tracy Farr Tracy Farr	Chief Financial Officer *(Principal Financial Officer)*	February 23, 2026
/s/ Michael Gathy Michael Gathy	Chief Accounting Officer	February 23, 2026
/s/ Ann-Kristin Achleitner Ann-Kristin Achleitner	Director	February 23, 2026
/s/ Andrew M. Alper Andrew M. Alper	Director	February 23, 2026
/s/ Peter Harrison Peter Harrison	Director	February 23, 2026
/s/ Stephen R. Howe Jr. Stephen R. Howe Jr.	Director	February 23, 2026
/s/ Michelle Jarrard Michelle Jarrard	Director	February 23, 2026
/s/ Iris Knobloch Iris Knobloch	Director	February 23, 2026
/s/ Dan Schulman Dan Schulman	Lead Independent Director	February 23, 2026
/s/ Dmitry Shevelenko Dmitry Shevelenko	Director	February 23, 2026

DESCRIPTION OF THE REGISTRANT'S SECURITIES REGISTERED UNDER SECTION 12 OF THE SECURITIES EXCHANGE ACT OF 1934

Description of Common Stock

Lazard, Inc. has one class of securities registered under Section 12 of the Securities Exchange Act of 1934, as amended: common stock, par value of $0.01 per share ("common stock"). The following summary is a description of the material terms of our common stock. This description does not purport to be complete and is subject to and qualified in its entirety by reference to applicable Delaware law, our certificate of incorporation ("Certificate of Incorporation") and our by-laws ("By-laws"), each of which is filed as an exhibit to the Form 10-K of which this Exhibit is a part and is incorporated by reference herein. We encourage you to read the Certificate of Incorporation and the By-laws for additional information.

In this description, references to "Lazard," the "Registrant," the "Company," "we," "our," "us" and similar references refer only to Lazard, Inc. and not to any of its direct or indirect subsidiaries or affiliates except as expressly provided. "Lazard Group" refers to Lazard Group LLC, a Delaware limited liability company that is the current holding company for substantially all of the subsidiaries that conduct Lazard's business.

General

We currently have 500,000,000 authorized shares of common stock, par value $0.01 per share.

Voting

Each share of our common stock entitles its holder to one vote per share. The members of our board of directors are periodically elected by the common stockholders. Generally, in matters other than the election of directors, all matters to be voted on by common stockholders require approval in a meeting by a majority of the shares of our common stock present in person or represented by proxy at the meeting. In general, amendments to the Certificate of Incorporation or By-laws and removal of a director for cause require approval by a majority of the votes entitled to be cast by all holders of our outstanding common stock. Furthermore, amendments by stockholders to the Certificate of Incorporation or By-laws that would alter, revoke or amend provisions of the Certificate of Incorporation or By-laws relating to the size or classified nature of the board of directors, the election of directors, the ability to remove directors only for cause, the exculpation and indemnification of directors or officers, and certain other matters will require approval by at least 66 2/3% of the votes entitled to be cast by all holders of our outstanding common stock. Directors (of the applicable class then expiring) will generally be elected at an annual meeting by a plurality of votes cast at the meeting of holders of our common stock. Holders of shares of common stock do not have the right to cumulate their votes in the election of directors.

Dividends and Distribution

The holders of our common stock have the right to receive dividends and distributions, whether payable in cash or otherwise, as may be declared from time to time by our board of directors, from legally available funds. Subject to compliance with applicable law, we currently intend to declare quarterly dividends on all outstanding shares of our common stock.

The declaration of any dividends and, if declared, the amount of any such dividend, will be subject to the actual future earnings, cash flow and capital requirements of our Company, to the amount of distributions to us from Lazard Group and to the discretion of our board of directors. Our board of directors will take into account:

- general economic and business conditions;
- our financial results;
- capital requirements of our subsidiaries;
- contractual, legal, tax and regulatory restrictions on and implications of the payment of dividends by us to our stockholders or by our subsidiaries (including Lazard Group) to us; and
- such other factors as our board of directors may deem relevant.

We are a holding company and have no direct operations. As a result, we depend upon distributions from Lazard Group to pay any dividends. We expect to continue to cause Lazard Group to pay distributions to us in order to fund any such dividends, subject to applicable law and the other considerations discussed above.

Liquidation, dissolution or winding up

In the event of the liquidation, dissolution or winding-up of the Company, holders of our common stock will be entitled to share equally in the assets available for distribution after payment of all creditors and the liquidation preferences of our preferred stock (if any).

Redemption, conversion, or preemptive rights

Holders of our common stock have no redemption rights, conversion rights or preemptive rights to purchase or subscribe for our securities.

Other provisions

There are no redemption provisions or sinking fund provisions applicable to our common stock.

Limitations on Rights of Holders of Common Stock

Pursuant to Delaware law, a company may vary the rights of a class of stock with the approval of a majority of the outstanding shares of such class, unless the certificate of incorporation provides otherwise. Our Certificate of Incorporation provides that, subject to the rights of the holders of any series of preferred stock, the number of authorized shares of any class or series of preferred stock may be increased or decreased (but not below the number of shares thereof then outstanding) by the affirmative vote of the holders of a majority of the outstanding shares of such class or series, voting together as a single class. As such, the holders of common stock shall not be entitled to vote on any amendment of the Certificate of Incorporation that alters or changes the powers, preferences, rights or other terms of one or more outstanding series of preferred stock if the holders of such affected series are entitled, either separately or together with the holders of one or more other series of preferred stock, to vote thereon pursuant to the Certificate of Incorporation or pursuant to Delaware law as then in effect.

We may issue preferred stock. Preferred stock may be issued independently or together with any other securities and may be attached to or separate from the securities. Pursuant to Delaware law, our Certificate of Incorporation, and our By-laws, our board of directors by resolution may establish one or more series of preferred stock having such number of shares, designations, dividend rates, relative voting rights, conversion or exchange rights, redemption rights, liquidation rights and other relative participation, optional or other special rights, qualifications, limitations or restrictions as may be fixed by the board of directors without any stockholder approval. The rights, preferences, and privileges of the holders of our common stock will be subject to, and may be adversely affected by, the rights of the holders of any series of our preferred stock that may be issued from time to time. Such rights, preferences, powers and limitations as may be established could also have the effect of discouraging an attempt to obtain control of the Company.

Board of Directors

Under Delaware law, directors of a Delaware corporation may, by the certificate of incorporation or by an initial by-law, or by a by-law adopted by a vote of the stockholders, be divided into one, two or three classes (the term of office of those of the first class to expire at the first annual meeting held after such classification becomes effective, the second class one year thereafter, and the third class two years thereafter). At each annual election held after such classification becomes effective, directors shall be chosen for a full term, as the case may be, to succeed those whose terms expire. Our board of directors is divided into three classes of directors serving staggered three-year terms. As a result, approximately one-third of the board of directors will be elected each year. The existence of a classified board of directors may deter a stockholder from removing incumbent directors and simultaneously gaining control of the board of directors by filling vacancies with its own nominees. Furthermore, our By-laws provide that vacancies may only be filled by a majority of the directors then in office, although less than a quorum, or by the sole remaining director.

Additionally, our By-laws provide that any stockholder entitled to vote thereat generally may nominate one or more persons for election as directors at an annual meeting (but not a special meeting) only if written notice of such stockholder's intent to make such nomination(s) has been received by the Secretary of the Company, generally, not less than 90 nor more than 120 days prior to the first anniversary of the preceding year's annual meeting. Under our By-laws, directors (of the applicable class then expiring) are elected at an annual meeting of stockholders by a plurality of votes cast at the meeting.

Delaware Anti-Takeover Laws

We are subject to Section 203 of the General Corporation Law of the State of Delaware. Section 203 prohibits us from engaging in any business combination (as defined in Section 203) with an "interested stockholder" for a period of three years subsequent to the date on which the stockholder became an interested stockholder unless:

- prior to such date, our board of directors approved either the business combination or the transaction in which the stockholder became an interested stockholder;
- upon completion of the transaction that resulted in the stockholder becoming an interested stockholder, the interested stockholder owns at least 85% of our outstanding voting stock (with certain exclusions); or
- the business combination is approved by our board of directors and authorized by a vote (and not by written consent) of at least 66 2/3% of our outstanding voting stock not owned by the interested stockholder.

For purposes of Section 203, an "interested stockholder" is defined as an entity or person beneficially owning 15% or more of the outstanding voting stock of the corporation, based on voting power, and any entity or person affiliated with or controlling or controlled by such an entity or person.

A "business combination" includes mergers, asset sales and other transactions resulting in financial benefit to a stockholder. Section 203 could prohibit or delay mergers or other takeover or change of control attempts with respect to us and, accordingly, may discourage attempts that might result in a premium over the market price for the shares held by stockholders.

Such provisions may have the effect of deterring hostile takeovers or delaying changes in control of management or us.

Listing and Transfer Agent

Our common stock is listed on the New York Stock Exchange and trades under the symbol "LAZ." The Transfer Agent for our common stock is Computershare Inc.

Exhibit 21.1

SUBSIDIARIES OF REGISTRANT

NAME OF SUBSIDIARY	COUNTRY OF ORGANIZATION
Lazard Group LLC	U.S.
Lazard International Holdings, Inc.	U.S.
Lazard Holdings LLC	U.S.
Lazard Frères & Co. LLC	U.S.
Lazard Asset Management LLC	U.S.
LLtd Corp I	U.S.
LLtd Corp II	U.S.
Lazard & Co., Holdings Limited	United Kingdom
Lazard & Co., Limited	United Kingdom
Lazard & Co., Services Limited	United Kingdom
Compagnie Financière Lazard Frères SAS	France
Lazard Frères Gestion SAS	France
Lazard Frères Banque SA	France
Maison Lazard SAS	France
LLtd 2 Sàrl	Luxembourg

Exhibit 22.1

List of Issuers of Guaranteed Securities

As of December 31, 2025, Lazard, Inc. (Parent Guarantor) was the sole guarantor of the following senior notes issued by Lazard Group LLC (Subsidiary Issuer), a Delaware limited liability company and wholly-owned subsidiary of Parent Guarantor:

4.500% Senior Notes due 2028
4.375% Senior Notes due 2029
6.000% Senior Notes due 2031
5.625% Senior Notes due 2035

Exhibit 23.1

CONSENT OF INDEPENDENT REGISTERED PUBLIC ACCOUNTING FIRM

We consent to the incorporation by reference in Registration Statement No. 333-285808 on Form S-3ASR and Registration Statement Nos. 333-269977, 333-154977, 333-193845, 333-217597, and 333-224552 on Forms S-8 of our reports dated February 23, 2026, relating to the consolidated financial statements and financial statement schedule of Lazard, Inc. and subsidiaries (the "Company"), and the effectiveness of the Company's internal control over financial reporting appearing in this Annual Report on Form 10-K of the Company for the year ended December 31, 2025.

/s/ Deloitte & Touche LLP
New York, New York
February 23, 2026

EXHIBIT 31.1

I, Peter R. Orszag, certify that:

1. I have reviewed this Annual Report on Form 10-K for the year ended December 31, 2025 of Lazard, Inc. (the "Registrant");

2. Based on my knowledge, this report does not contain any untrue statement of a material fact or omit to state a material fact necessary to make the statements made, in light of the circumstances under which such statements were made, not misleading with respect to the period covered by this report;

3. Based on my knowledge, the financial statements, and other financial information included in this report, fairly present in all material respects the financial condition, results of operations and cash flows of the Registrant as of, and for, the periods presented in this report;

4. The Registrant's other certifying officer and I are responsible for establishing and maintaining disclosure controls and procedures (as defined in Exchange Act Rules 13a-15(e) and 15d-15(e)) and internal control over financial reporting (as defined in Exchange Act Rules 13a-15(f) and 15d-15(f)) for the Registrant and have:

(a) Designed such disclosure controls and procedures, or caused such disclosure controls and procedures to be designed under our supervision, to ensure that material information relating to the Registrant, including its consolidated subsidiaries, is made known to us by others within those entities, particularly during the period in which this report is being prepared;

(b) Designed such internal control over financial reporting, or caused such internal control over financial reporting to be designed under our supervision, to provide reasonable assurance regarding the reliability of financial reporting and the preparation of financial statements for external purposes in accordance with generally accepted accounting principles;

(c) Evaluated the effectiveness of the Registrant's disclosure controls and procedures and presented in this report our conclusions about the effectiveness of the disclosure controls and procedures, as of the end of the period covered by this report based on such evaluation; and

(d) Disclosed in this report any change in the Registrant's internal control over financial reporting that occurred during the Registrant's most recent fiscal quarter (the Registrant's fourth fiscal quarter in the case of an annual report) that has materially affected, or is reasonably likely to materially affect, the Registrant's internal control over financial reporting; and

5. The Registrant's other certifying officer and I have disclosed, based on our most recent evaluation of internal control over financial reporting, to the Registrant's auditors and the audit committee of the Registrant's board of directors (or persons performing the equivalent functions):

(a) All significant deficiencies and material weaknesses in the design or operation of internal control over financial reporting which are reasonably likely to adversely affect the Registrant's ability to record, process, summarize and report financial information; and

(b) Any fraud, whether or not material, that involves management or other employees who have a significant role in the Registrant's internal control over financial reporting.

Date: February 23, 2026

/s/ Peter R. Orszag

Peter R. Orszag
Chief Executive Officer and Chairman

EXHIBIT 31.2

I, Tracy Farr, certify that:

1. I have reviewed this Annual Report on Form 10-K for the year ended December 31, 2025 of Lazard, Inc. (the "Registrant");

2. Based on my knowledge, this report does not contain any untrue statement of a material fact or omit to state a material fact necessary to make the statements made, in light of the circumstances under which such statements were made, not misleading with respect to the period covered by this report;

3. Based on my knowledge, the financial statements, and other financial information included in this report, fairly present in all material respects the financial condition, results of operations and cash flows of the Registrant as of, and for, the periods presented in this report;

4. The Registrant's other certifying officer and I are responsible for establishing and maintaining disclosure controls and procedures (as defined in Exchange Act Rules 13a-15(e) and 15d-15(e)) and internal control over financial reporting (as defined in Exchange Act Rules 13a-15(f) and 15d-15(f)) for the Registrant and have:

(a) Designed such disclosure controls and procedures, or caused such disclosure controls and procedures to be designed under our supervision, to ensure that material information relating to the Registrant, including its consolidated subsidiaries, is made known to us by others within those entities, particularly during the period in which this report is being prepared;

(b) Designed such internal control over financial reporting, or caused such internal control over financial reporting to be designed under our supervision, to provide reasonable assurance regarding the reliability of financial reporting and the preparation of financial statements for external purposes in accordance with generally accepted accounting principles;

(c) Evaluated the effectiveness of the Registrant's disclosure controls and procedures and presented in this report our conclusions about the effectiveness of the disclosure controls and procedures, as of the end of the period covered by this report based on such evaluation; and

(d) Disclosed in this report any change in the Registrant's internal control over financial reporting that occurred during the Registrant's most recent fiscal quarter (the Registrant's fourth fiscal quarter in the case of an annual report) that has materially affected, or is reasonably likely to materially affect, the Registrant's internal control over financial reporting; and

5. The Registrant's other certifying officer and I have disclosed, based on our most recent evaluation of internal control over financial reporting, to the Registrant's auditors and the audit committee of the Registrant's board of directors (or persons performing the equivalent functions):

(a) All significant deficiencies and material weaknesses in the design or operation of internal control over financial reporting which are reasonably likely to adversely affect the Registrant's ability to record, process, summarize and report financial information; and

(b) Any fraud, whether or not material, that involves management or other employees who have a significant role in the Registrant's internal control over financial reporting.

Date: February 23, 2026

/s/ Tracy Farr

Tracy Farr
Chief Financial Officer

EXHIBIT 32.1

February 23, 2026
Securities and Exchange Commission
100 F Street, NE
Washington, DC 20549

Pursuant to 18 U.S.C. § 1350, the undersigned officer of Lazard, Inc. (the "Registrant") hereby certifies that the Registrant's Annual Report on Form 10-K for the year ended December 31, 2025 (the "Report") fully complies with the requirements of Section 13(a) or 15(d), as applicable, of the Securities Exchange Act of 1934 and that the information contained in the Report fairly presents, in all material respects, the financial condition and results of operations of the Registrant.

/s/ Peter R. Orszag

Peter R. Orszag
Chief Executive Officer and Chairman

The foregoing certification is being furnished solely pursuant to 18 U.S.C. § 1350 and is not being filed as part of the Report or as a separate disclosure document.

EXHIBIT 32.2

February 23, 2026
Securities and Exchange Commission
100 F Street, NE
Washington, DC 20549

Pursuant to 18 U.S.C. § 1350, the undersigned officer of Lazard, Inc. (the "Registrant") hereby certifies that the Registrant's Annual Report on Form 10-K for the year ended December 31, 2025 (the "Report") fully complies with the requirements of Section 13(a) or 15(d), as applicable, of the Securities Exchange Act of 1934 and that the information contained in the Report fairly presents, in all material respects, the financial condition and results of operations of the Registrant.

/s/ Tracy Farr

Tracy Farr
Chief Financial Officer

The foregoing certification is being furnished solely pursuant to 18 U.S.C. § 1350 and is not being filed as part of the Report or as a separate disclosure document.